City of Colusa

Incorporated 1868



Annual Adopted Budget

2026-2027



CITY COUNCIL

Denise Conrado (Mayor)

David Markss (Vice Mayor)

Daniel Vaca **Ryan Codorniz** **Greg Ponciano**

Adopted Resolution 26-46

BLANK PAGE

City of Colusa
Fiscal Year 2026-27
Adopted Budget
Table of Contents

Gann Limit Worksheet & Resolution	.....	***
City Organizational Chart	.....	***
City of Colusa at a Glance	.....	***
Department Goals and Achievements	.....	***
FY 2026-2027 Proposed Budget updates Resolution	.....	***
Management Memo	.....	1-9
Definition of General Funds and Enterprise Funds	.....	10-11
Budgeted Funds Summary	.....	12
General Fund Revenue & Expenditure Detail	.....	13
General Fund Revenue Account Detail & Pie Chart	.....	14-15
General Fund Departmental Expenditure Account Detail & Pie Chart	.....	16-18
General Fund Personal Services Budget Information & Pie Chart	.....	19-20
General Fund Historic data and Chart		GF20-GF20B
General Fund Staff Cost Allocations (Detail 50800)	.....	21
Personal Services Funding Allocations by Position	.....	22
General Fund Non-Personal Services Budget Information & Pie Chart	.....	23-24
Non-Personal Services Overhead Expense Transfers (Detail 55901)	.....	25
Water Enterprise Fund Budget	.....	26-27
Sewer Enterprise Fund Budget	.....	28-29
Special Funds Budget	.....	30-54
Capital Funding Goals	.....	55-55
Budgted -Income and Expense Detail Report for All Funds	.....	***

BLANK PAGE

RESOLUTION NO. 26-47

A RESOLUTION OF THE CITY COUNCIL OF THE CITY OF COLUSA ESTABLISHING THE PROPOSED BUDGET APPROPRIATION LIMIT FOR FISCAL YEAR 2025-2026 AND FISCAL YEAR 2026-27

WHEREAS, Article XIII (B) of the California Constitution, Proposition 4, establishes expenditure limits for cities;

WHEREAS, State-implementing legislation (Government Code Section 7910) requires the City of Colusa to annually adopt a resolution establishing its Appropriations Limit for the following year; and

WHEREAS, the City selected the Department of Finance population percentage change and the change in California per Capita Personal Income factors to compute the Appropriations Limit; and

WHEREAS, the City Finance Department has made the calculations specified in said Law and concludes that the appropriations subject to limitation are $13,484,174 for the fiscal year 2026-2027 and updated $13,109,034 for the fiscal year 2025-26.

NOW, THEREFORE, the City Council finds and determines as follows:

Section 1.
The recitals set for are true and correct statements and hereby incorporated.

Section 2.
The City Council hereby authorizes and approves that the Proposed Budget Appropriations Limit for the City of Colusa is established at $13,484,174 for Fiscal Year 2026-27 by using the Department of Finance population change and the change in California per Capita Personal Income factors; and

Section 3.
That this Resolution shall take effect immediately upon adoption.

PASSED AND ADOPTED by the City Council of the City of Colusa on the 1st day of September 2026 by the following vote:

AYES: Ponciano, Vaca, Codorniz, Markss and Conrado.
NOES: None.
ABSTAIN: None.
ABSENT: None.

Denise Conrado
DENISE CONRADO, MAYOR

Shelly Kittle
SHELLY KITTLE, CITY CLERK

ATTACHMENT A

City of Colusa
Gann Appropriation Limit
Calculation for FY 2026-27
Adopted Budget

Gann Appropriations Limit

The Gann Limit was approved by California voters on November 6th, 1979. Under the Gann Limit, a maximum amount is established for tax-funded government services. That amount is to be adjusted each year depending on changes in population, inflation, and the transfer of financial responsibility for various government activities from one level of government to another. Any significant amount of state tax revenue received above the Gann Limit is to lead to future tax rebates or tax cuts.

Population	**Percent Change**	**Factor**
Population 1/1/2025: 6.548		
Population 1/1/2026: 6,597	0.80	1.0080
Per Capita Personal Income		
State of California	6.44	1.0480
Growth Factor		
Population percentage increase multiplied by the Per Capita Personal Income percentage increase (1.0080x1.0480)		1.05638

Calculation of FY 2025-2026 Appropriation Limit	
FY 202-2026 Appropriation Limit	$13,109,034
Growth Factor	1.0564
FY 2025-26 Appropriation Limit	***$13,484,174***

CITY OF COLUSA ORGANIZATIONAL CHART

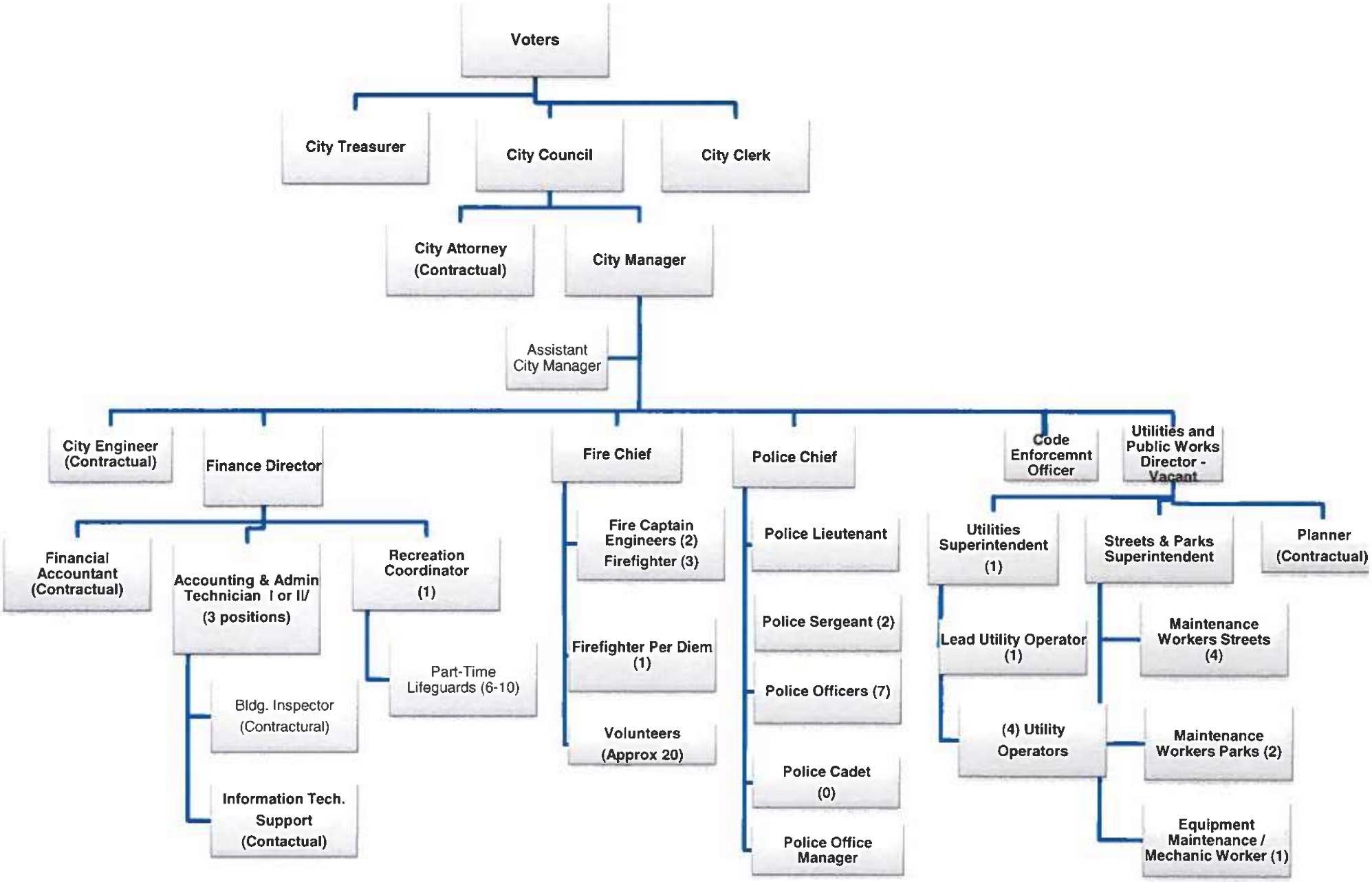

CITY OF COLUSA AT A GLANCE

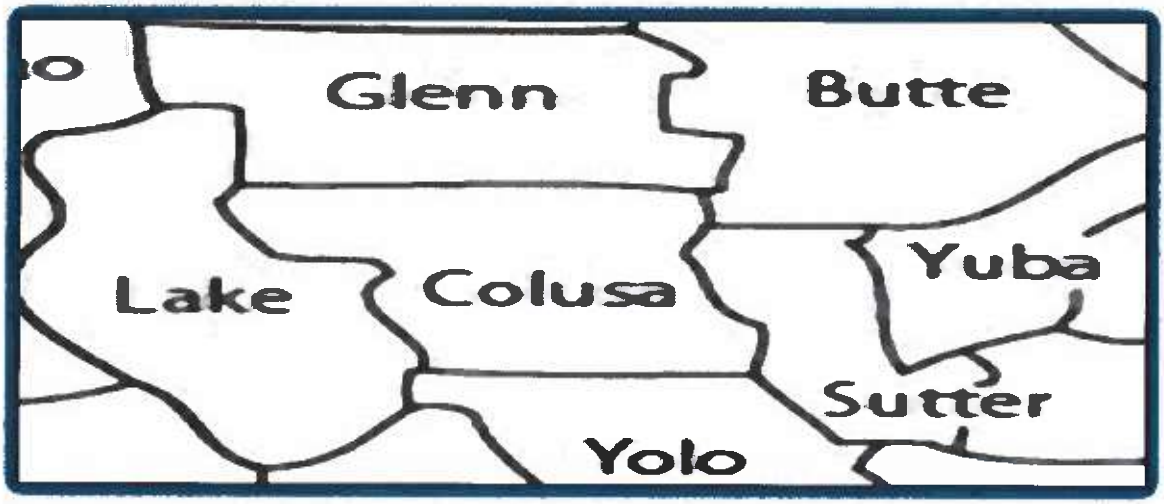

City of Colusa – A Great Place to live, work, play, and enjoy the beauty of nature along with the Sacramento River.

The City of Colusa, California, is located in Colusa County, about 70 miles north of Sacramento, south of Glenn County, east of Lake County, and west of Sutter County

Incorporated: June 16th 1868, as a General Law City

Government: The city operates under a council-manager form of government. Elected officials include five council members, a city clerk, and a city treasurer.

The city of Colusa's population was 6,597 per the Department of Finance in January 2026,

Total Population	
1/1/2026 DOF	6,597
4/1/2010 Census	5,971
Age by %	
Under 5	4.9
Under 18	30.2
Over 65	17.4
Sex by %	
Female	49.5
Male	50.5

By Race & Ethnicity	
American Indian & Alaska Native	131
Asian	105
Black or African American	92
Hispanic or Latino	2,395
Native Hawaiian of PI	10
Not Hispanic or Latino	2,461
Some other Race	1,951

CITY OF COLUSA AT A GLANCE



School District

1 Colusa Unified School District
4 Schools Total

K-3	Burchfield Primary	Public
4th - 8th	Egling Middle School	Public
9th - 12th	Colusa Highschool	Public
	*Colusa Alternative High School	Public
K-8	Our Lady of Lourdes Catholic School	Private

Hospitals & Clinics

1- Hospital with Emergency Room - Colusa Medical Center
3- Medical/Dental Clinics (no private practice)
Ampla Medical Center and Dental
Riverside Health Clinic
Colusa Health Clinic and Internal Medicine (Adventist)
CICC Indian Pediatric Clinic & CICC Medical Specialty Clinic
Lawrence M Highman Inc.

CITY OF COLUSA AT A GLANCE



Businesses:

244- Licensed Businesses

1 Large Town and Country
3 Small Shopping Centers are located on Fremont Street

City of Colusa's downtown is located on Market Street and Main Street

Housing :

8099 Housing Units in the County of Colusa
2477 Housing Units in the City of Colusa

City of Colusa makes up 30% of the County Housing Units

Jobs & Employment

2897 Total Jobs

Worker by Age		Earnings by Month		Worker Gender	
655	29 or younger	541	$1250 or less	1477	Male
1465	30 to 54	964	$1251 - $3,333	1420	Female
777	55 or older	1392	$3,333 or more		

DEPARTMENT GOALS AND ACHIEVEMENTS

Colusa Recreation 2026

(As of June 30th, 2026)

Basketball – Dec-Feb

- Another increase of player registrations from 215 last year ('24 - '25) to 230 in year ('25 - '26).
- Conceptualized, implemented, and hosted our league's first annual referee clinics.
    - Up to 30 individuals from Colusa, Maxwell, and Arbuckle participated.
        - Learned techniques and best industry practices for refereeing basketball games.
        - Provided much needed coordination and synchronization of league rules and gameplay between the different locations, minimizing issues stemming from different rule/policy applications.
- Improvement of practice facility availability and scheduling as well as adding an additional indoor practice facility.
- Added "Open Gym" opportunities near the end of the season where kids participated in "pickup" games and competed in various mini-games.







T-ball – March-May

- Registrations increased from 51 players last season to 66 players this season.
- Incorporated sponsorship opportunities.
    - Team sponsors, banner sponsors, etc..

DEPARTMENT GOALS AND ACHIEVEMENTS

Brazilian Jiu Jitsu – Ongoing

BJJ just turned 1 year old (June) and has had a solid, regular group of 6–8 students, incorporating more advanced techniques. Looking to add one-off events in the future, such as a women's self-defense seminar. Classes are expected to continue to grow.





Spring Break Camp – Spring Break

- 22 campers had a fun-filled time during either morning or afternoon sessions during spring break.
- Campers played a variety of fun and engaging games and activities, showed their creativity with arts and crafts, and participated in a range of sports.

Summer Camps

Sports Summer Camp - June

- 8 campers explored many different sports and activities in a fun way. Drills and games involving soccer, pickleball, relay races, strength and conditioning, basketball, kickball, yoga, etc.. along with healthy snack making.

Colusa Champs Camp – July

- This strength and conditioning camp will be a fun and engaging way for campers to develop fundamental movement skills through exciting games, playful activities, and age-appropriate exercises.

Let's Go Lego Camp – July

- Campers will build amazing structures, tackle exciting building challenges, and collaborate with fellow little builders. Great engineering fun!

DEPARTMENT GOALS AND ACHIEVEMENTS

Tennis – June & July – 3 Sessions

- These free clinics are consistently maxed out for registrations and will inevitably continue to do so year after year. Each session 'serves" 15 kids.

Archery – July

- Already matched last year's registration totals. (Will surpass as program date approaches)
- Older cohort archers will have new and unique elements added to their program.





Karate – Ongoing

- Regularly held classes since August '23
- Class sizes have been steady with an average of over 20 members aged 7 - 50+.
- Most students are regular registrants with some having been a part of the program since inception.





DEPARTMENT GOALS AND ACHIEVEMENTS

Tai Chi – Ongoing

- Now being offered as a free program for the public, this class now consistently has around 12 participants twice a week.
- Physical improvement of seniors who regularly attend is evident and lauded by class members.

Kid's Kickboxing - Ongoing



- Regular classes started in January and are focused on having active fun. Kids learn basic techniques and get lots of healthy exercise.
    - Regularly, around 8 kids participate monthly, with room to grow
- CAMPS
    - Winter Camps (2) and President's Week Camp
        - Featured beginner level skills and techniques for young kids. Around 20 campers participated.

Pool – Seasonal (May-Sept)

Lifeguards:

- Hired and trained 4 new lifeguards for the summer season.
- Have two trained adults to help facilitate "End of Year" pool parties.
- Established more frequent training opportunities and will hold emergency simulations with local first responders.

Swim Lessons:

- Began "Late Spring" sessions to get kids learning BEFORE summer.
- As of the date (6/30), 129 students have already received/are receiving lessons this year. This is up from 108 ***total*** last year.
- Collaborated with the swim team to utilize "Small Pool" during their evening practices, opening multiple time slots for more lessons.
    - Public had been requesting PM times to accommodate working families.

Environmental Science Academy Boat Regatta (Colusa High School) – May

- Once again welcomed Colusa High School's ESA club over to the pool for their annual Boat Regatta. Students flock to the pool facility and adjacent

DEPARTMENT GOALS AND ACHIEVEMENTS

parks to make boats out of cardboard to compete to see whose boat would make it across the pool the fastest (if at all). Over 100 students participated.

Adult and Senior Swim:

- Currently, there are around 50 seasonal and monthly registered members.

Public Swim: June 1st- August 10th

- To Date: Averaging over 98 swimmers daily (Up from 86 last year)
- Snack bar revenue is currently up 50% from last year's rate.

Aqua Zumba:

- Classes starting July 1st. First class is sponsored and will be free to the public.

Splash Camps: June and July

- June Splash Camp featured fun pool activities while simultaneously providing kids with basic swimming skill experiences.
    - 25 campers aged 4-12
- July Splash Camp TBD

Swim team: May-September

- Helped facilitate hosting of multiple "Dual" and "Tri" meets.
- Incorporation of fall practice schedule.
- Collaborating and working together towards common goals/visions.

Pumpkin Plunge: Sept

- Hoping to match last year's uptick in participants. Will look to add booth/vendor options and pre- and post-event festivities.







DEPARTMENT GOALS AND ACHIEVEMENTS

Other notes:

- Rolled out pool sponsorship packages for interested parties. Already have a couple of entities currently utilizing this program. It will definitely be expanded next year.
- From 5/20-5/30, hosted over ***1,100*** swimmers for local school "End of Year" pool parties.
- Held 5 private pool parties already in June. More to come in July
- Currently building out private "Cabana"-type area patrons can rent out during pool sessions.
- Working on Jr. Lifeguard program for younger teens and kids.
- Conceptualizing more pool events to be held throughout the season and beyond.

CITY OF COLUSA-CODE ENFORCEMENT

2026 -2027 GOALS

- ☐Attend webinars to learn more about tools and software (Per Quarter)
- ☐Obtain further certifications -(Code, Building etc.)
- ☐Pursue more Cannabis and Code-related trainings (Per Quarter)
- ☐Build Stronger Public Relations with the Community& Business Partners
- ☐ Pursue the certification for a State-recognized Code Enforcement official with CACEAO (California Association of Code Enforcement Officers)



DEPARTMENT GOALS AND ACHIEVEMENTS

FY 2026-27 - ACHIEVEMENTS

- Ongoing abatements (vehicle, junk, and weeds)
- Continued accurate and thorough documentation
- Ordinance Education along with Cannabis awareness to the Public
- Attended Cannabis related trainings
- Established professional relationships with local and Cannabis businesses
- Obtained BLS CPR/AED and FIRST AID)

Planning Department

2026-2027 Goals for Planning

- Begin preparation of the General Plan with the team
- Rework the City's zoning and zoning codes
- Work with the HPC on a "Historical District" designation within the square
- Assist the Grant Writer in developing a Local Business Association for current & new businesses
- Create new and better application forms for building and planning, and have them uploaded to the website
- Create a social media presence for the Planning Department
- Create a City Blight Ordinance with Code Enforcement
- Assist with the naming of the streets for the Wescott Project
- Organize the Planning shared folder
- Catch up with all missing Planning Commission Minutes from 2022-2024
- Preparation and adoption of planning documents and Process to accelerate housing Production

DEPARTMENT GOALS AND ACHIEVEMENTS



FIRE DEPARTMENT



DEPARTMENT GOALS AND ACHIEVEMENTS

Strategic Objectives 2026-2027: Building on Our Foundational Achievements

1. **Integrate Pre-Fire Planning into Daily Operations**
   Fully incorporate pre-fire planning and company-level fire inspections into the daily shift schedule to enhance preparedness, reduce risk, and strengthen operational efficiency.
2. **Transition Per Diem to Full-Time Firefighter Position**
   Replace the existing per diem firefighter position with a full-time permanent employee. Explore creative funding strategies to offset associated personnel costs within the current budget structure.
3. **Initiate Planning for Aerial Apparatus Acquisition**
   Begin research and develop a formal request for the future purchase of a ladder truck to address the increasing vertical and structural risks within the City of Colusa. Due to the extensive lead time often required for specification, procurement, and delivery—potentially spanning several years—this planning process should begin immediately to ensure operational readiness aligns with future community growth.

Finance Department

The Finance Department provides an array of financial services to residents, businesses, other government agencies, and every City employee. As a full-service finance operation, this department is responsible for accounting procedures and policies, accounts payable and receivable, budget preparation, and revenue collection, including water and wastewater bills, payroll, business license taxes, backflow records, parking citations, and water meter follow-ups.

- The Finance department is responsible for processing the building permit applications, scheduling the inspections, collecting the permit fees, and issuing the permits.
- Additionally, Finance provides purchasing and contract management services to other departments. Administers the grants and provides support for grants as needed.
- The Finance department is also responsible for closing the year, and preparing the audit papers, quarterly reports, and annual state reports.

DEPARTMENT GOALS AND ACHIEVEMENTS

- The department also prepares the monthly calendar and the newsletter to publish the city and community events.
- The finance staff also provides administrative support to the recreation department in sign-ups, collecting payments, and posting the payments. The Staff assists with the publication of the program Booklet and other advertising avenues.
- The staff also provides administrative support to the planning department.

The main goal of the finance staff is to strive for continuous improvement in education and technology to perform tasks efficiently within available resources.

Police Department

Our Mission: The City of Colusa Police Department is dedicated to performing its duties business-like, and in a sensitive manner. The department adopts a Community-Oriented/Problem-Solving Philosophy to promote a positive contribution to law enforcement and the community.

The Police Department's record administration section is responsible for:

- Maintenance of agency records/reports
- Court-Mandated Functions

DEPARTMENT GOALS AND ACHIEVEMENTS

- Process Criminal Offender Narcotics/Sex/Arson Offender Registrations
- Order and Restock agency supplies and forms
- Compile statistical monthly reports for the Department of Justice Uniform Crime Reporting
- Attend the public counter and telephone contact
- Administration of vehicle tows and impounds
- Concealed Weapon Permits

Public Works Department

The City of Colusa Public Works Department provides engineering, construction, operation, and maintenance services to the City's infrastructure system of streets, sidewalks, curbs/gutters, street markings, traffic flow, and the storm drainage system.

Damaged sidewalks caused by City Trees are the City's responsibility. All other damage is the fronting property owner's responsibility. Street repair such as potholes, is the City's responsibility

The City's Payment Management Plan was prepared in 2021 by Pavement Engineering Inc. According to the PMP:

The updated Pavement Management System showed that the City's overall average PCI is 42.

The breakdown by functional classification is as follows:

Functional Classification	Centerline Miles	Lane Miles	Pavement Area (sq.ft.)	Percent of System	Average PCI
Collector	8.45	16.99	1946632	32.13%	38
Residential	18.6	36.96	4111838	67.87%	46
Totals	27.05	53.95	6058470	100.00%	42

The City of Colusa's elected officials, appointed officials, and staff strive to promote trust in our community with effective communication, respect, and transparency. By providing professional, ethical, and trusted leadership in the administration and execution of policies and objectives approved by the City Council, the community problems as identified by the Council, and planning and

DEPARTMENT GOALS AND ACHIEVEMENTS

developing new programs to meet the future city's needs. The leadership team strives to maintain transparency and excellence in all actions in the city of Colusa.







RESOLUTION NO. 26-46

RESOLUTION OF THE CITY COUNCIL OF THE CITY OF COLUSA
ADOPTING THE PROPOSED BUDGET FOR FISCAL YEAR 2026-27

WHEREAS, the proposed budget for the City of Colusa is entitled "Proposed Budget FY 2026-27"; and

WHEREAS, the proposed expenditure shown in the Proposed Budget FY 2026-27 is hereby appropriated to the departments, offices, and operations in the amount and for the objects and purposes as outlined in the budget document; and

WHEREAS, it is ordered that one copy of this Resolution and the budget document be made available for public review at Colusa City Hall and that the budget document be certified by the City Clerk and filed in the Office of the City Clerk; and

WHEREAS, this Resolution is required for the orderly operation and maintenance of municipal activities and the usual and current expenses of the City during the 2026-27 Fiscal Year.

THEREFORE, BE IT RESOLVED AND ORDERED by the City Council of the City of Colusa, after consideration and review, the Proposed Budget for Fiscal Year 2026-27 is hereby adopted as proposed.

1. Recitals Made Findings. The above recitals are hereby declared to be true and correct, and findings of the City Council of the City of Colusa.
2. Effective Date. This Resolution shall be effective as of July 1st, 2026.

PASSED AND ADOPTED as a Resolution of the City Council of the City of Colusa, at a regular meeting duly held on the 1st day of September 2026, by the following vote.

AYES: Ponciano, Vaca, Codorniz, Markss and Conrado.

NOES: None.

ABSTAIN: None.

ABSENT: None.

Denise Conrado
DENISE CONRADO, MAYOR

ATTEST:
Shelly Kittle
SHELLY KITTLE, CITY CLERK

City of Colusa
Finance Department

DATE: September 1st, 2026
TO: Mayor and Members of the City Council
FROM: Finance Department through City Manager's Office

Agenda Item
Review and consider FY 2026-27 Proposed Budget revenue estimates and expenditure appropriations recommended by the City Manager for the operations of all City Funds.

Action Requested
Adopt the Proposed Budget recommended appropriations for the City's General, Enterprise, Special Revenue, Capital Projects, and Fiduciary Trusts Funds for the fiscal year 2026-27.

1) By RESOLUTION, adopt revenue estimates and expenditure appropriations for all City Funds as summarized in the fund schedules presented with the FY 2026-27 Proposed Budget.

Background
It is the policy of the City Council, under the direction of the City Manager, to compile recommendations for City programs and projects for FY 2026-27. As a means to develop the proposed budget, both the City Manager and the Finance Department work with City Council ad hoc committee, department heads, and staff to review funding requests consistent with the goals and objectives outlined by the City Council to maintain efficient and effective delivery service to the community. A summary analysis of the City's General Fund, Enterprise Funds, Major Special Revenue, and Fiduciary Funds are provided within the body of this report.

It is important to recognize that the Proposed Budget presented herein represents the staff's recommendation of a spending plan consistent with estimated funding availability. As a result of changing conditions, unanticipated needs, emergencies, the availability of unforeseen funding sources, and circumstances, it may be necessary during the year to increase, reduce, eliminate, or provide new funding. If applicable, any carry-overs of unexpended capital improvements, appropriated and their associated revenue sources from FY 2025-26, are reconciled into the FY 2026-27 Proposed Budget; and reconciliation will be done at the FY 2026-27 Mid-Year Budget Review.

Analysis
The Proposed Budget outlines citywide estimated revenue sources at $5.95 million from the General fund and $3.1 million from other government funds. The budgeted revenue

for enterprise funds is $35.2 million including $29.5 million for two grants of enterprise funds. The citywide expenditures include operational costs, several grants, and projects funded through impact fees. The Mid-Year budget 2026-27 will have true fund balances of 2025-26 after the audited numbers are available.

General Funds

Recommended Proposed Budget Estimates for FY 2026-27:

GENERAL FUND BEGINNING FUND BALANCE: $2,534,046

	Revenues	Expenditures
FY 2025-26 Mid-Year Budget	$12,35,385	$7,747,591
FY 2026-27 Proposed Budget	$5,951,402	$6,446375

GENERAL FUND ENDING BALANCE: $2,039,074

The FY 2026-27 Proposed Budget anticipates a deficit of $494,973, which the council approved to fund with special funds revenue to adopt a zero-deficit budget, The budget has $113K EHCRP grant. Within the budget attachments, which have been discussed with the City Council in special meeting workshops, detailed information is provided regarding the General Fund budget recommendations:

- FY 2026-27 Proposed and Proposed Budget Summary (page 12).
- General Fund Revenue and Expenditure Detail – FY 2022-23 thru FY 2026-27 (page 15).
- General Fund Revenue and Departmental Expenditure Account Detail – FY 2026-27 Estimates (pages 16-25).

General Fund Revenue Overview

- In FY 2023-24 Perili building was purchased for $3.3M, with $1.5 grant money and a $1.708 million loan from the enterprise funds.
- The FY 2026-27 budget includes $79 k increase in Unfunded liability (UAL), a $13k increase in retiree health insurance, and an increase in health insurance benefits, resulting in a significant impact on the budget.

General Fund Appropriations Overview

Taken as a whole, the General Fund FY 2026-27 Proposed Budget expenditure appropriation limit is projected to be $13,848,174 calculated based on the population growth factor from the Department of Finance projection. The General Fund Personal Services increased by $483,625, Non-Personal Services increased by $24,543, and Capital Outlay decreased by $ 1,872,534 as compared to the 2025-26 Adopted Budget.

At the end of the fiscal year 2026-27, General Fund reserves (designated and undesignated) are anticipated to be approximately $6.2 million, including Measure B money. The reserve levels are estimated as of June 30, 2027:

- $386,061 Prepaid Self-Insured Equity.
- $ 2039,074 Unassigned Fund Balance (1)

- $2,425,135 Total Estimated General Fund Reserves

(1) Unassigned Fund balance will be readjusted after the close of the 2025-26 fiscal years consistent with actual fund balance usage/savings, including non-use designated reserves, as applicable. Maintenance of adequate reserves demonstrates fiscal prudence to the extent the City is confronted with swings in business cycle uncertainty, natural disasters, and payments of long-term liabilities. Current policy requires 50% of expenditure to remain in General Fund Reserves.

ARPA FUND

The City of Colusa received $1.44 million under the American Rescue Plan Act. The city has $217,500 budget for the accounting software upgrade, the server upgrade, and the recreation programs. The fund has $50,000 left for Fy 2026-27 and will be spent by December 2026.

Enterprise Funds

Recommended FY 2026-27 Proposed Budget estimates for the City's two Enterprise Funds follow:

Water Fund Beginning Fund Balance: $4,892,899

Water Fund	Revenues	Expenditures
FY 2025-26 Midyear Budget	$12,413,787	$13,186,872
FY 2026-27 Proposed Budget	$17,385,754	$17,358,903

Water Fund Ending Fund Balance: $7,146,664

It is anticipated that the Water Fund will collect approximately $1.67 million, which is $24.7k less than the Mid-Year budget, excluding the Walnut Ranch grant and Well grants. Water revenue is collected through water service and usage charges, delinquent accounts, and connection fees. The FY 2026-27 Proposed budget Water Fund expenditures are estimated to be approximately $196,802 higher than the Mid-year budget, due to the drilling expense for Well #6. Water mostly uses the conservative spending approach in operational costs. The Water Fund is expected to have a fund balance of approximately $7.1 million at the end of the fiscal year 2026-27 and includes a $300,000 reserve set aside for future water meter replacement.

Sewer Fund Beginning Fund Balance: $8,433,333

Sewer Fund	Revenues	Expenditures
FY 2025-26 Mid-year Budget	$3,767,788	$3,917,449
FY 2025-26 Proposed Budget	$3,855,904	$4,078,998

Sewer Fund Ending Fund Balance: $9,581,168

It is estimated that the Sewer Fund will collect approximately $ 3.85 million in sewer-related revenues during the fiscal year 2026-27 and spend roughly $4.07 million, including the loan payments. The Sewer fund has a $14 million budget for the Wastewater Recycling program, funded with grants.
As noted, the city received 33 million dollars for the Sewer Recycle project, in two segments Phase I and Phase II. Phase I,7.06 million dollars was completed in Fy 2025-26. This budget has 14 million budgeted out of phase II and will be updated in Mid-Year budget as needed.
The Sewer Fund is anticipated to have $9,581,168 in Fund Balance at the end of FY 2026-276, including the reserves. The SRW loans require the city to have funds in reserve accounts, which are broken down as follows:

- Reserve for Future Capital (R)	$ 1,202,550
- USDA Debt Service Reserve (R)	25,883
- SRF New Debt Service (R)	185,574
- Unobligated Reserve	8,221,876

Each of the restricted reserves (R) noted above is a requirement consistent with debt service obligations.

Selected Special Revenue Funds

FY 2026-27 Proposed Budget information is provided below for selected special revenue funds.

Cannabis Revenue Fund Beginning Fund Balance: $1,296,715

102 – Cannabis Revenue Fund	Revenues	Expenditures
FY 2025-26 Mid-Year Update	$188,000	$1,148,181
FY 2026-27 Proposed Budget	$188,000	$500

Cannabis Ending Fund Balance: $1,058,433

The Cannabis Revenue Fund was set up as a restricted fund to be used only with City Council approval. The council approved a $50k match for the Safe Street for All (SS4)

grant, and $384k for the Arco Street light project in Fy 2025-26. Revenues from the cannabis fund are decreasing every year.

SLESF Beginning Fund Balance: $306,558

214- Law Enforcement Fund	Revenues	Expenditures
FY 2025-26 Mid-year Update	$197,000	$316,500
FY 2026-27 Proposed Update	$197,000	$318,500

SLESF Ending Fund Balance: $185,058

In 1996, California legislation (AB 3229) created the Citizens' Options for Public Safety (COPS) program, allocating $100,000,000 to local governments yearly for front-line law enforcement. These funds are to be distributed through an established Supplemental Law Enforcement Services Fund (SLESF). The SLESF is administered by the County of Colusa, and payments are distributed to participating cities monthly. Each year, participating cities must submit an approved spending plan outlining the use of these funds. The funds cannot be used to supplant resources but instead must be used for front-line law enforcement services. State Law Enforcement (SLESF) Fund revenue projections are expected to remain the same. However, State interest amounts are reconciled and posted at the end of each fiscal year, which will increase revenue earnings.

Strike Team Fund Beginning Fund Balance: $381899

221-Strike Team Fund	Revenues	Expenditures
FY 2025-26 Mid-Year Update	$ 141,500	$368,172
FY 2026-27 Proposed Budget	$ 263,701	$402,008

Strike Team Fund Ending Fund Balance: $106,925

The Fire Department Strike Team Fund was established in FY 2015-16 to account for Fire Department reimbursements from the State of California related to response and participation in strike teams across the State during peak fire season. Reimbursements are used to offset related salaries, supplies, and equipment costs incurred by the City. Revenue and expenditure projects for FY 2025-26 are updated at the Mid-Year.

Gas Tax Fund Beginning Fund Balance: $266,489

241-Gas Tax Fund	Revenues	Expenditures
FY 2025-26 Mid-Year Update	$318,000	$480,819
FY 2026-27 Proposed Budget	$318,000	$425,330

Gas Tax Fund Ending Fund Balance: $159,159

The State of California imposes per-gallon excise taxes on gasoline and diesel fuel, as well as sales taxes on these fuels. Additionally, it levies registration taxes on motor vehicles, with allocations dedicated to transportation purposes. The local (city and county) portions of these allocations flow through the Highway Users Tax Account (HUTA). The Road Maintenance and Rehabilitation Account (RMRA) which allocates much of the revenue from the Road Repair and Accountability Act of 2017 (SB1 Beall) was established in 2017 and is tracked within the Gas Tax Fund (241). The City has traditionally used HUTA Gas Tax Funds to offset General Fund Street salaries and PG&E street lighting expenses. The salaries and street lighting are expected to be $152,000 and the RMRA allocations are estimated at $160,000.

County Transportation Beginning Fund Balance: $525,894

246-Transportation (LTF) Fund	Revenues	Expenditures
FY 2025-26 Mid-Year Update	$270,000	$512,000
FY 2026-27 Proposed Budget	$265,000	$512,000

County Transportation Ending Fund Balance: $298,894

The County Transportation Fund revenues are anticipated to be higher than Mid-Year due to the STIP Various Road Project being assigned to the County Transportation Fund for tracking purposes. The County Local Transportation Fund (LTF) revenue will be trued up at Proposed since the County Transportation Board does not approve annual allocations until the end of the 1st quarter of each year fiscal year.

Pools/Parks/Trees Fund Beginning Fund Balance: 14,233

253-Pools/Parks/Trees Fund	Revenues	Expenditures
FY 2025-26 Mid-Year Update	$538,200	$533,397
FY 2026-27 Proposed Budget	$494,100	$504,769

Pools/Parks/Trees Fund Ending Fund Balance: $35,660

Pool/Parks/Trees Improvement District Fund revenues are estimated to increase slightly from the assessment due to the addition of the Sunrise Development parcel to this year's Assessment District. An adjustment will be made annually for the change in assessment. The pool revenue is included in the above numbers and is estimated to be $20,500 for the upcoming pool season. As a note, the city has a high level of aging trees that may require unplanned emergency tree services. When the PPT Assessment District does not have the available funds to cover additional emergency tree services, the costs will revert to the General Fund.

CDBG Fund Beginning Fund Balance: $84,903

261-CDBG Fund	Revenues	Expenditures
FY 2025-26 Mid-Year Update	$19,000	$9,600
FY 2026-27 Proposed Budget	$ 19,000	$9,600

CDBG Fund Ending Fund Balance: $270,444

The Community Development Block Grant (CDBG) Fund tracks the financial activity for new and prior CDBG program income activities. The CDBG Program Income can be used for the funding of future loans, administrative expenditures, and qualifying public facility project activities All projects must meet all required HUD national objectives and citizen participation requirements. It should be noted that, CDBG First-Time Homebuyer Program and Housing Rehabilitation Program struggle to obtain qualified applicants due to the high local housing market versus program income level requirements.

HOME Fund Beginning Fund Balance: $131,121

262 -HOME Fund	Revenues	Expenditures
FY 2024-25 Mid-Year Update	$18,500	$15,500
FY 2025-26 Proposed Budget	$19,500	$5,700

HOME Fund Ending Fund Balance: 134,421

The Community Development Block Grant HOME Program Income tracks the financial activity for new and prior HOME program income activities

Micro Enterprise / COV.01 Grant Fund Beginning Fund Balance: $8,779

263 -Econ/COV.01 Fund	Revenues	Expenditures
FY 2025-26 Mid-Year Update	$20,000	$100
FY 2026-27 Proposed Budget	$25,000	$5,100

Micro Econ/COV.01 Fund Ending Fund Balance: $147,752

This fund was created to record the revenue and expenditures of business-related grants. For the fiscal year 2026-27, the Micro-enterprise grant is budgeted in this fund. This grant issued loans to four different businesses,

Development Impact Fee Funds

The City maintains several Development Impact Fee Funds in which fees are collected to mitigate the impact of new development on public services. Impact fees are not typically reflected in the city budget until after the fees are collected; however, there are rough estimates placed in the budget based on the progress of Development projects. All estimates will be reconciled at Mid-year. Below are the Impact Fee Development Funds and the estimated fund balances and preliminary assigned projects for FY 2026-27.

(271)Street IF - $100,000	Signal light related expense
(272)Law Enforcement IF - $180,000	Set-aside for potential new Police Building costs
(273) Fire Development IF - $195,000	Fire Department building improvements
(274)Storm Drain IF - $125,000	Storm drain improvement projects
(275)Park/Recreation IF - $100,000	Park improvements
(276)City Hall Impact IF - $122,500	City Hall building improvements
(277)Community Center IF - $55,500	Possible grant match
(422)Corporate Yard IF - $145,609	Building upgrade

Impact fees are restricted in use and typically used for capital improvement projects.

State Park Beginning Fund Balance: ($70,922)

310-State Park Management Fund	Revenues	Expenditures
FY 2025-26 Mid-year Update	$671,450	$157,576
FY 2026-27 Proposed Budget	$672,050	$34,864

State Park Ending Fund Balance: ($12,141)

State Park revenues and expenditure are expected to remain the same for the FY 2026-27 Proposed Budget. It was hoped that the new Boat Launch would attract more clientele to the State Park and generate additional revenues to reduce the ongoing deficit.
This fund also includes the LOSPP grant for $642,950 included in revenue to upgrade the various projects at the State Park.

The State Park Management Fund is anticipated to have a deficit fund balance at the end of the fiscal year. The deficit balance will eventually need to be reconciled with the City's General Fund.

Boat Launch Beginning Fund Balance: $91,515

Boat Launch Fund - 311	Revenues	Expenditures
FY 2025-26 Mid-year Update	$22,000	$23,550
FY 2026-27 Proposed Budget	$22,200	$21,600

Boat Launch Ending Fund Balance: 107,387

The Boat Launch Fund was created to track revenue and expenditures as a requirement of the Department of Boating and Waterways grant agreement. The Boat Launch revenues are anticipated to be $22,200 for the proposed 2026-27. Per the Boat Launch grant agreement, the city will be responsible for all future maintenance and improvements to the Boat Launch Facility. There is no change from the Mid-year budget to the proposed budget

Fiscal Impact

The recommended FY 2026-27 Proposed Budget fund balances, anticipated revenues, and expenditures, use of applicable reserves, and funding transfers for all City operating funds, while establishing the fiscal framework for the undertaking of City operations in this fiscal year.

Long-Term Budget Implications

The fiscal Year 2026-27 CalPERS Unfunded Accrued Liability was increased, and the employer contribution rate was increased, and the employee contribution rate for the PEPRA plan was also increased for both safety and a miscellaneous group from the fiscal year 2025-26. The UAL is anticipated to increase as the number of retirees will increase each year. The next CalPERS Annual Valuation Report will be available in August 2026.
Another element that has a constant increase is health insurance premiums. The liability insurance premium also has a significant increase each year.
Infrastructure improvements, machinery, and equipment replacement continue to remain a concern for the city.

TAX REVENUE Property Tax

Colusa County collects property tax, and the City receives its portion from the County in January, May, and July each year. It includes real property, personal property, and supplemental taxes. A 2% increase over the prior year is projected based on resale activity and increased assessed valuation.

Property Tax in Lieu of MVLF (Motor Vehicle License Fee)

Before 2004, cities and counties received a portion of the tax assessed on motor vehicles. The State now allocates an additional share of property tax to cities and counties to replace the motor vehicle tax. A 2% increase over the prior year is projected.

Sales Tax

Sales tax revenue is the City's 1% allocation of the 7.75% Bradley Burns Sales Tax collected by retail outlets within the city limits. No increase is projected in the revenue for Fiscal Year 2026-27. In November 2022, Colusa citizens voted to extend the 1% Transactions Sales Tax (to maintain essential services, including public safety and street repair, with locally controlled funding that the state cannot take) through March 2027. Transaction tax revenue includes sales tax collected on purchases made by Colusa citizens within the City and certain purchases made outside the City. Revenue is projected to be $1.05m for three quarters in FY 2026-27.

Franchise Fees

Fees are received from PG&E, Comcast, and Recology for public streets and roadways related to their business in the city. Revenues are expected to have no increase.

Business License Tax

All businesses operating within the city are required to pay an annual Business License Tax. The projected increase is 1.5% from the prior year.

Building Permits

The City contracts the building inspection services, plan review, and building code compliance services with Mr. Paxton. The Finance department takes care of the administration and permits issuance services. The revenue projection is slightly higher than the prior year's budget. There is no change in projected revenue as compared with the Mid-Year budget.

Fines & Forfeitures

The county collects fees and fines for parking and non-parking-related violations and pays the city its share. There is slight increase projected.

Interest and Rental

The City of Colusa invests in the Local Agency Investment Fund (LAIF) any funds above its operational needs. The interest earned in the General Fund is allocated to the General Fund. It varies year by year depending on the economy and market rates

The rental portion includes the rent from the Pirelli Building, Scout Cabin, Honey Pot, and city hall rent.

Revenue from Other Agencies

This section of the budget revenue includes services provided by the police department, fire department, planning, and recreational activities.

Other Revenues

The City of Colusa accepts credit cards and online payments for city bills, city-provided services, and recreational activities. The budget includes the fees collected from the customers, refunds, and rebate payments.

Other Financing Sources

The budget includes the money transferred from other government funds, and federal and state grants. In the Fiscal Year 2025-26 budget. This fund also has$113k EHCRP grant.

EXPENDITURES:

Salaries and Benefits

Salaries & Benefits are the largest expense in the general fund and account for more than 50% of the total General fund budget. This category includes salaries/wages, retirement, and health benefits. An average increase of 5% has been included in the salary, wage, and retirement forecast. An average increase of 3% has been included in the estimates for benefits. However, these increases only account for normal wage increases and don't include any new or needed positions.

General fund expenditures do not have any significant increase from Fiscal Year 2025-26 in Fiscal Year 2026-27.

Enterprise Funds (Proprietary Funds) report any activity for which a fee is charged to external users for goods or services. The City of Colusa has two enterprise funds: Water and Wastewater. Enterprise funds are accounted for on a full accrual basis.

Water Fund

The Water Fund (410) was established to maintain residential, commercial, and industrial water meters, City wells, and water pipes. Funds are primarily collected through charges for services from residential and commercial customers.
The city provides services to more than 2,200 customers citywide.
FY 2026-27 Consolidated grant which includes; approximate capacity of 2,200 gallons per minute that will include treatment for arsenic as needed; abandon Well No. 02, Well No. 03 and Walnut Ranch Well; install iron and manganese treatment to Well No. 05; install odor control treatment to Well No. 06; and integrate Well No. 04 into the City of Colusa's supervisory control and data acquisition (SCADA) system. Upon Completion of Construction, the Recipient must expeditiously initiate Project operations.

Wastewater Fund

The Wastewater Fund was established to receive and disburse funds collected through sewer fees and sewer facilities charges. These funds are used for the operation and maintenance of sewer disposal facilities and the financing of the construction of the outlet sewer.
FY 2026-27, two projects are going to take place under Wastewater Recycling grant This is funded through the second tranche of the grant in FY 2025-26.

City of Colusa
Budget Summary
Fiscal Year 2026-27 Proposed Budget

Fund - Description	Fund Balance 6/30/2025	Fiscal Year 2025-2026 Revenues	Fiscal Year 2025-2026 Expenditures	Fund Balance 6/30/2026	Fiscal Year 2026-27 Revenues	Fiscal Year 2026-27 Expenditures	Fund Balance 6/30/2027
	----------*FY 2025-26 Mid-Year Budget* ----------				----------*FY 2026-27 Proposed Budget*----------		
101 - General Fund	$ 2,829,550	$ 12,353,385	$ 12,648,888	$ 2,534,046	$ 5,951,402	$ 6,446,375	$ 2,039,074
410 - Water Enterprise Fund	7,927,494	12,413,787	13,186,872	7,154,409	17,385,754	17,358,903	7,181,259
430 / 436 - Sewer Enterprise Fund	16,172,508	10,834,238	9,079,264	17,927,482	17,855,904	18,078,999	17,704,387
Special Revenue Funds							
102 - Cannabis Revenue Fund	1,831,634	188,000	1,148,681	870,953	188,000	500	1,058,453
211 - Traffic Safety Fund	(8,927)	3,625	4,000	(9,302)	3,600	4,000	(9,702)
214 - State Law Enforcement Grant Fund	398,035	197,000	534,000	306,558	197,000	318,500	185,058
220 - Prop 64 Public Health & Safety Grant	(15,717)	218,730	155,524	47,490	248,097	248,097	47,490
221 - Strike Team	381,899	303,000	577,974	106,925	303,000	402,008	7,917
241 - Gas Tax Fund	428,819	318,000	480,330	266,489	318,000	425,330	159,159
246 - Country Transportation Fund (LTF)	747,894	290,000	512,000	525,894	285,000	512,000	298,894
253 - Parks/ Tree Improvement District Fund	41,525	538,200	533,397	46,329	494,100	504,769	35,660
261 - CDBG Program Income Fund	314,965	19,000	9,600	324,365	19,000	9,600	333,765
262 - CDBG HOME Program Income Fund	134,421	19,500	5,700	148,221	19,000	9,600	157,621
263- Micro Enterp Devl/ COVI	107,742	20,000	100	127,642	25,000	5,100	147,542
271 - Street Dvlpmt Impact Fee Fund	548,331	53,000	502,000	99,331	53,000	100,000	52,331
272 - Police Dvlpmt Impact Fee Fund	164,754	30,000	180,000	164,754	30,000	180,000	14,754
273 - Fire Dvlpmt Impact Fee Fund	277,117	162,596	250,000	277,117	50,000	195,000	132,117
274 - Storm Drain Impact Fee Fund	120,984	46,500	125,000	120,984	10,000	125,000	5,984
275 - Park/Rec Dvlpmt Impact Fee Fund	154,419	28,000	100,000	154,419	28,000	100,000	82,419
276 - City Hall Dvlpmt Impact Fee Fund	109,870	46,500	97,500	109,870	46,500	122,500	33,870
277 - Comm Ctr Dvlpmt Impact Fee Fund	59,010	3,800	55,500	59,010	3,800	55,500	7,310
281 - State Recycling Fund	12,601	5,060	4,500	13,161	5,100	4,500	13,201
310 - State Park Fund	(625,045)	671,450	157,576	(70,922)	672,050	34,864	566,264
311 - Boat Launch Fund	94,749	22,000	23,550	93,199	22,200	21,600	93,799
422 - Corp Yard Dvlpmt Impact Fee Fund	162,609	14,150	25,000	151,759	8,000	25,000	134,759
610 - Colusa Meadows Assmt Dist Fund	6,438	8,514	8,550	6,402	8,584	8,575	6,411
620 - Hoblit Lighting Assmt Dist Fund	1,575	6,503	5,975	2,103	6,270	6,000	2,373
640 - Colusa CFD2 -2020	61,512	37,500	32,000	67,012	38,900	53,280	47,132
660 - Walnut Ranch Assmt Dist Fund	34,416	24,100	10,045	48,471	28,500	22,100	40,816

City of Colusa
Fiscal Year 2026-27 Proposed Budget
General Fund Revenue and Expenditure Detail

	Actual FY 2023-24	Actual FY 2024-2025	Adopted Budget FY 2025-2026	Mid-Year Budget FY 2025-2026	Proposed Budget FY 2026-2027
REVENUES					
Taxes	4,931,602	4,657,773	4,920,560	4,943,560	4,766,434
Franchises	322,899	342,144	320,000	320,000	320,000
Licenses & Permits	269,296	223,126	208,700	208,700	218,500
Fines & Forfietures	29,868	16,575	13,500	13,500	15,000
Interest Income	100,523	101,616	75,000	75,000	77,000
Property Rents & Leases	60,418	44,180	75,000	75,000	81,000
Other Government Agencies	64,667	69,564	71,700	71,700	69,000
Service Charges	147,939	117,237	221,600	221,600	208,932
Other Revenues	88,685	52,375	60,950	60,950	32,386
Other Financing Sources	2,102,986	-	5,534,070	6,145,875	113,150
American Relief American Act (ARPA)	-	283,108	217,500	217,500	50,000
Total Revenues	8,118,884	5,907,698	11,718,580	12,353,385	5,951,402
EXPENDITURES					
City Council	6,954	14,786	21,869	21,869	22,546
City Clerk	34,432	44,237	27,486	31,792	31,052
City Treasurer	$3,074	$3,085	$3,074	$3,074	$3,074
Fire Department	994,036	1,144,970	1,198,024	1,230,390	1,255,445
Police Department	1,736,289	1,827,585	1,829,350	1,983,608	2,083,276
Code Enforcement	21,908	2,127	-	-	-
Administrative Services - Administration	3,350,334	138,387	219,621	216,546	183,369
Administrative Services - Finance	567,069	625,629	750,629	760,391	785,501
Administrative Services - Attorney	31,014	37,610	40,000	40,000	40,000
Administrative Services - Recreation	140,470	149,830	185,569	189,721	211,946
Community Development -Economic Devlp.	83,233	90,745	204,190	205,997	170,020
Community Development - Planning	141,469	200,438	212,750	212,750	127,750
Community Development - Building	99,946	98,797	105,200	105,200	145,000
Community Development - Engineering	32,112	41,857	40,150	40,150	40,000
Public Works - City Hall	48,549	52,678	22,440	22,440	27,950
Public Works - Streets	658,752	1,550,668	6,256,857	6,269,238	890,240
Public Works -Perilie Building	-	24,982	72,932	72,932	52,432
Public Works - Parks	313,027	251,894	310,939	345,289	326,774
American Relief Program Act (ARPA)	587,591	256,170	217,500	897,500	50,000
Total Expenditures	$ 8,850,257	$ 6,556,476	$ 11,718,580	$ 12,648,888	$ 6,446,375
Excess / (Deficit) of Revenues over Expenditures	(731,373)	(648,778)	0	(295,503)	(494,973)
Non-Budgetary Gen. Liability / Work. Comp. Adj.					
One-time Transfers (to)/ from Reserves	(29,538)	18,340			
Annual Net Excess / (Deficit)	(731,373)	(648,778)	0	(295,503)	(494,973)
Beginning Fund Balance	4,218,789	3,457,878	3,457,878	2,827,440	2,531,937
Ending Fund Balance	3,457,878	2,827,440	3,457,878	2,531,937	2,036,964
Amount Not Obligated at Year End	3,457,878	2,827,440	3,457,878	2,531,937	2,036,964

General Fund 12 Years Trend

	FY 2015-16	FY 2016-17	FY 2017-18	FY 2018-19	FY 2019-20	FY 2020-21	FY 2021-22	FY 2022-23	FY 2023-24	FY 2024-25	Budgeted FY 2025-26	Budgeted FY 2026-27
Revenue	3,075,825	3,106,817	3,497,126	3,614,507	3,875,137	4,436,870	4,762,085	4,762,085	8,118,884	7,616,701	11,718,580	5,951,402
Expense	2,738,935	3,228,004	3,485,585	3,433,234	3,528,421	4,213,341	4,510,201	4,556,586	8,850,257	7,747,591	11,718,580	6,446,375
Fund Balance	2,143,031	2,533,371	2,415,173	2,426,715	2,607,990	2,954,706	3,339,811	4,214,068	3,467,454	2,817,876	3,381,120	2,039,074
Surplus/(Deficit)	336,890	(121,187)	11,541	181,273	346,716	223,530	251,884	784,002	(731,373)	(130,890)	-	(494,973)
Personnel Cost	1,886,080	2,167,538	2,220,255	2,316,119	2,272,580	2,896,198	3,079,700	2,968,433	3,375,351	3,747,806	3,896,485	4,231,431
Other Cost	852,855	1,060,466	1,265,330	1,117,115	1,255,841	1,317,143	1,430,501	1,823,782	5,481,888	2,025,251	5,659,620	2,101,794

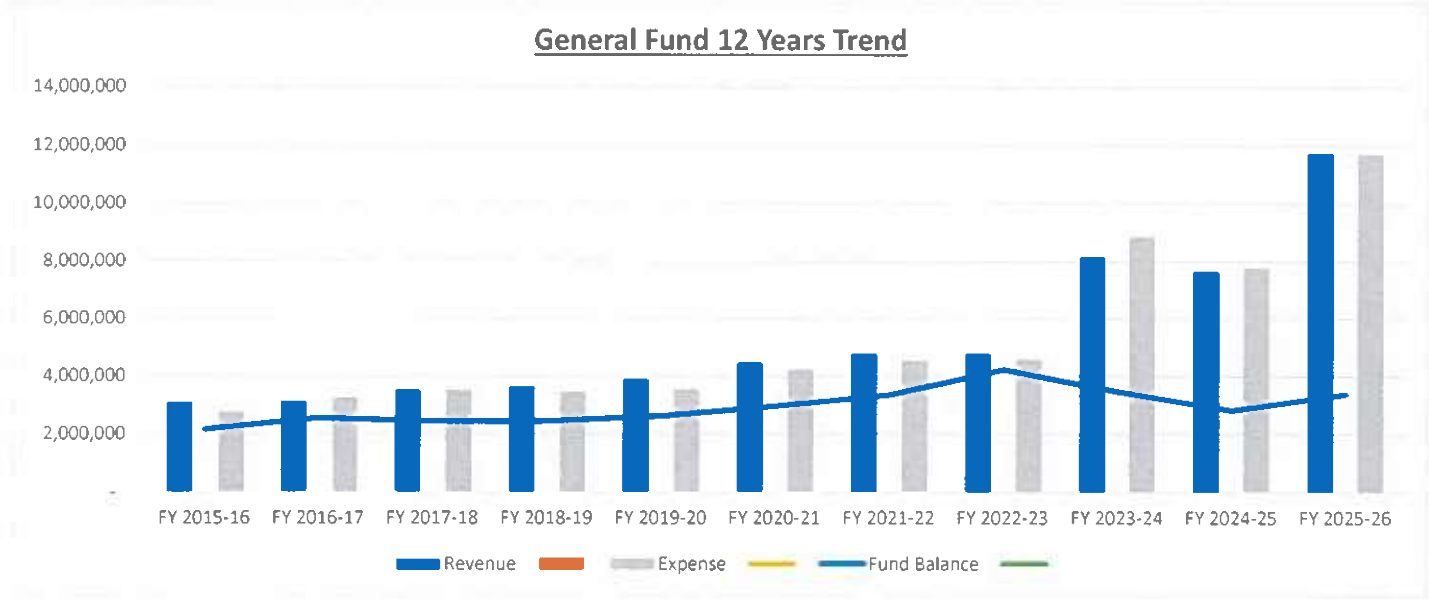

City of Colusa
Fiscal Year 2026-27 Proposed Budget
General Fund Revenue Account Detail

Description	Actual FY 2023-24	Actual FY 2024-25	Adopted Budget FY 2025-26	Mid-Year Budget FY 2025-2026	Proposed Budget FY 2026-2027
Property Taxes	1,261,671	1,355,552	1,395,183	1,410,183	1,426,369
Property Tax in Lieu of Vehicle License Fee	795,590	832,723	849,377	857,377	870,365
Sales Taxes	2,824,775	2,424,006	2,630,000	2,630,000	2,430,700
ERAF in Lieu of Sales Tax	-	-	-	-	-
Transient Occupancy Taxes	31,339	26,843	28,000	28,000	24,000
Documentary Stamps	18,226	18,649	18,000	18,000	15,000
TOTAL TAXES	**4,931,602**	**4,657,773**	**4,920,560**	**4,943,560**	**4,766,434**
Franchise - Gas & Electric	102,034	101,329	105,000	105,000	110,000
Franchise - Solid Waste	167,758	195,539	180,000	180,000	180,000
Franchise - Cable TV	53,107	45,276	35,000	35,000	30,000
TOTAL FRANCHISES	**322,899**	**342,144**	**320,000**	**320,000**	**320,000**
Business Licenses	68,260	67,490	69,200	69,200	70,000
TOTAL LICENSES	**68,260**	**67,490**	**69,200**	**69,200**	**70,000**
Other Permits	23,300	24,433	9,500	9,500	13,500
Building Permits	107,735	130,402	130,000	130,000	135,000
TOTAL PERMITS	**131,035**	**154,836**	**139,500**	**139,500**	**148,500**
Civil Fines	29,015	13,710	12,000	12,000	13,000
Other Fines	-	-			
Parking Tickets	854	2,865	1,500	1,500	2,000
TOTAL FINES & FORFEITURES	**29,868**	**16,575**	**13,500**	**13,500**	**15,000**
Building Rents and Leases	60,418	44,180	75,000	75,000	81,000
Interest Earnings	100,523	101,616	75,000	75,000	77,000
TOTAL INTEREST & RENTALS	**160,941**	**145,796**	**150,000**	**150,000**	**158,000**
Motor Vehicle In-Lieu	7,940	10,165	10,200	10,200	8,000
Public Safety - Proposition 172	29,271	29,378	30,000	30,000	30,000
State Highway Maintenance Reimbursement	22,573	28,872	30,000	30,000	28,000
State Mandate Reimbursements	-	-			
POST Training Reimbursement	4,883	1,150	1,500	1,500	3,000
TOTAL FROM OTHER AGENCIES	**64,667**	**69,564**	**71,700**	**71,700**	**69,000**
Police Department Fees and Charges	10,663	8,876	14,000	14,000	13,100
Police Department DHHS Grant/SARB Grant	-	-	10,100	10,100	10,000
Fire Department Fees and Charges	3,897	5,631	6,000	6,000	7,000
Plan Check Fees	44,753	51,029	112,000	112,000	118,332
Planning & Zoning Fees	44,313	6,200	32,000	32,000	10,000
Recreation Fees and Charges	44,313	45,501	47,500	47,500	50,500
Economic Fees and Charges	-	-	-	-	-
ARPA Fund	-	283,108	217,500	217,500	50,000
TOTAL SERVICE CHARGES	**147,939**	**117,237**	**221,600**	**221,600**	**208,932**
TOTAL OTHER REVENUES	**88,685**	**52,375**	**60,950**	**60,950**	**32,386**
TOTAL OTHER FINANCING SOURCES	**2,102,986**	**-**	**5,534,070**	**6,145,875**	**113,150**
TOTAL TRANSFERS IN	**-**	**-**			
TOTAL GENERAL FUND	**8,048,884**	**5,906,898**	**11,718,580**	**12,353,385**	**5,951,402**

Notes:
The Total Revnue also included
$113k EHCRP

GENERAL FUND REVENUE
ADOPTED BUDGET FY 2026-27

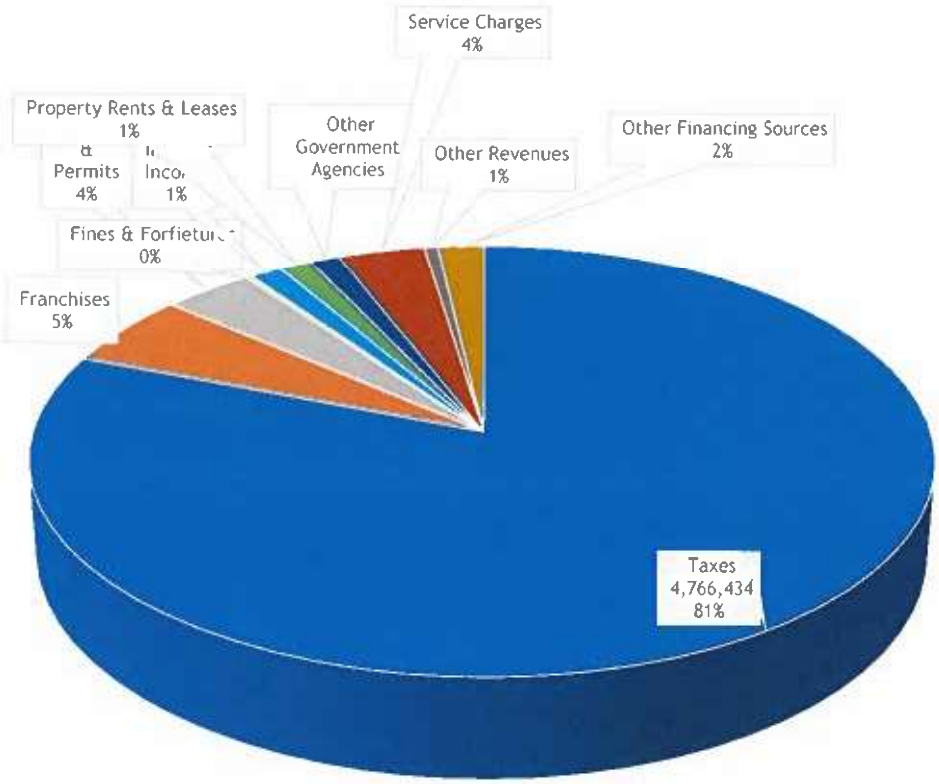

- Taxes
- Franchises
- Licenses & Permits
- Fines & Forfietures
- Interest Income
- Property Rents & Leases
- Other Government Agencies
- Service Charges
- Other Revenues
- Other Financing Sources

City of Colusa
Fiscal Year 2026-27 Proposed Budget
General Fund

Departmental Expenditure Account Detail

	Actual FY 2023-24	Actual FY 2024-25	Adopted Budget FY 2025-2026	Mid-Year Budget FY 2025-2026	Proposed Budget FY 2026-2027
Elected Officials					
City Council					
Personal Services	6,265	13,725	20,863	20,863	20,863
Services and Supplies	689	1,061	1,006	1,006	1,683
Capital Outlay	-	-	-	-	-
Total:	**6,954**	**14,786**	**21,869**	**21,869**	**22,546**
City Clerk					
Personal Services	32,625	39,574	22,657	26,963	22,743
Services and Supplies	1,807	4,664	4,829	4,829	8,309
Capital Outlay	-				
Total:	**34,432**	**44,237**	**27,486**	**31,792**	31,052
City Treasurer					
Personal Services	$3,074	$3,075	3,074.48	3,074.48	3,074.48
Services and Supplies	-	11	-	-	-
Capital Outlay	-				
Total:	**$3,074**	**$3,085**	**$3,074**	**$3,074**	**$3,074**
Public Safety					
Fire					
Personal Services	803,299	920,171	1,028,510	1,060,876	1,067,994
Services and Supplies	190,737	184,799	167,514	167,514	185,451
Capital Outlay	-	40,000	2,000	2,000	2,000
Total:	**994,036**	**1,144,970**	**1,198,024**	**1,230,390**	**1,255,445**
Police					
Personal Services	1,404,452	1,490,696	1,475,149	1,629,407	1,688,341
Services and Supplies	331,837	336,889	354,201	354,201	394,935
Capital Outlay	-				
Total:	**1,736,289**	**1,827,585**	**1,829,350**	**1,983,608**	**2,083,276**
Code Enforcement					
Personal Services	17,167	-	-	-	-
Services and Supplies	4,740	2,127	-	-	-
Capital Outlay		-	-	-	-
Total:	**21,908**	**2,127**	-	-	-
Administrative Services Department					
Administration					
Personal Services	109,573	119,777	199,151	196,076	176,600
Services and Supplies	34,549	18,609	20,470	20,470	6,769
Capital Outlay	3,206,211	-	-	-	-
Total:	**3,350,334**	**138,387**	**219,621**	**216,546**	**183,369**
Administrative Services Department, cont.					
Finance					
Personal Services	159,397	132,073	175,543	185,305	183,615
Services and Supplies	407,672	493,556	575,087	575,087	601,886
Capital Outlay	-	-	-	-	-
Total:	**567,069**	**625,629**	**750,629**	**760,391**	**785,501**
Attorney					
Personal Services					
Services and Supplies	31,014	37,610	40,000	40,000	40,000
Capital Outlay	-	-	-	-	-
Total:	**31,014**	**37,610**	**40,000**	**40,000**	**40,000**
Recreation					
Personal Services	85,691	109,553	118,045	120,197	141,575
Services and Supplies	54,779	40,277	67,524	69,524	70,370
Capital Outlay	-	-	-	-	-
Total:	**140,470**	**149,830**	**185,569**	**189,721**	**211,946**
Community Development Department					
Grant Writer/Toursim Development					

City of Colusa
Fiscal Year 2026-27 Proposed Budget
General Fund

Departmental Expenditure Account Detail

	Actual FY 2023-24	Actual FY 2024-25	Adopted Budget FY 2025-2026	Mid-Year Budget FY 2025-2026	Proposed Budget FY 2026-2027
Personal Services	17,203	-	-	-	-
Services and Supplies	66,030	90,745	204,190	205,997	56,870
Capital Outlay	-	-	-	-	113,150
Total:	**83,233**	**90,745**	**204,190**	**205,997**	**170,020**
Planning					
Personal Services	74,891	44,577	-	-	-
Services and Supplies	66,578	155,861	212,750	212,750	127,750
Capital Outlay	-	-	-	-	-
Total:	**141,469**	**200,438**	**212,750**	**212,750**	**127,750**
Building					
Personal Services					
Services and Supplies	99,946	98,797	105,200	105,200	145,000
Capital Outlay	-	-	-	-	-
Total:	**99,946**	**98,797**	**105,200**	**105,200**	**145,000**
Engineering					
Personal Services					
Services and Supplies	32,112	41,857	40,150	40,150	40,000
Capital Outlay	-	-	-	-	-
Total:	**32,112**	**41,857**	**40,150**	**40,150**	**40,000**
Public Works Department					
City Hall					
Personal Services					
Services and Supplies	48,549	52,678	22,440	22,440	27,950
Capital Outlay	-	-	-	-	-
Total:	**48,549**	**52,678**	**22,440**	**22,440**	**27,950**
Streets					
Personal Services	466,960	510,965	612,651	625,032	671,922
Services and Supplies	176,388	151,879	204,086	204,086	218,318
Capital Outlay	15,404	887,824	5,440,120	5,440,120	-
Total:	**658,752**	**1,550,668**	**6,256,857**	**6,269,238**	**890,240**
CBIC BUILDING					
Loan from Enterprise Fund	-	-	-	-	-
Services and Supplies	6,982	24,982	72,932	72,932	52,432
Capital Outlay	-	-	-	-	-
Total:	**6,982**	**24,982**	**72,932**	**72,932**	**52,432**
Parks					
Personal Services	194,754	170,638	240,843	275,193	254,703
Services and Supplies	83,369	81,256	70,096	70,096	72,071
Capital Outlay	34,904				
Total:	**313,027**	**251,894**	**310,939**	**345,289**	**326,774**
ARPA & Valley Vision Grant					
Personal Services					
Services and Supplies					
Capital Outlay	**587,591**	**256,170**	**217,500**	**897,500**	**50,000**
Total:	**587,591**	**256,170**	**217,500**	**897,500**	**50,000**
Total Appropriations - General Fund	**8,857,239**	**6,556,476**	**11,718,580**	**12,648,888**	**6,446,375**
Total Personal Services:	3,375,351	3,554,825	3,747,806	4,142,986	4,231,431
Total Services and Supplies:	1,796,486	1,817,656	2,025,251	2,166,283	2,049,794
Total Capital Outlay:	3,685,402	1,183,994	1,924,534	6,339,620	52,000

Notes: Professional Service

110- City Clerk	15,300.00	Election & Civic Plus	26% Water 40% Sewer
210- Administration	31,000.00	Varouse Consultants	will be allocated based of service
220- Planning	120,000.00	Planner's wages and Misc.	

General Fund 12 Years Expenditures Trend

	FY 2015-16	FY 2016-17	FY 2017-18	FY 2018-19	FY 2019-20	FY 2020-21	FY 2021-22	FY2022-23	FY 2023-24	FY 2024-25	Budgeted. FY 2025-26	Budgeted. FY 2026-27
Total Expense	2,738,935	3,228,004	3,485,585	3,433,234	3,528,421	4,213,341	4,510,201	4,556,586	5,171,837	5,372,481	5,773,057	6,281,225
Personnel Cost	1,886,080	2,167,538	2,220,255	2,316,119	2,272,580	2,896,198	3,088,108	2,968,433	3,375,351	3,554,825	3,747,806	4,231,431
Operating Cost	852,855	1,060,466	1,265,330	1,117,115	1,255,841	1,317,143	1,422,093	1,588,153	1,796,486	1,817,656	2,025,251	2,049,794

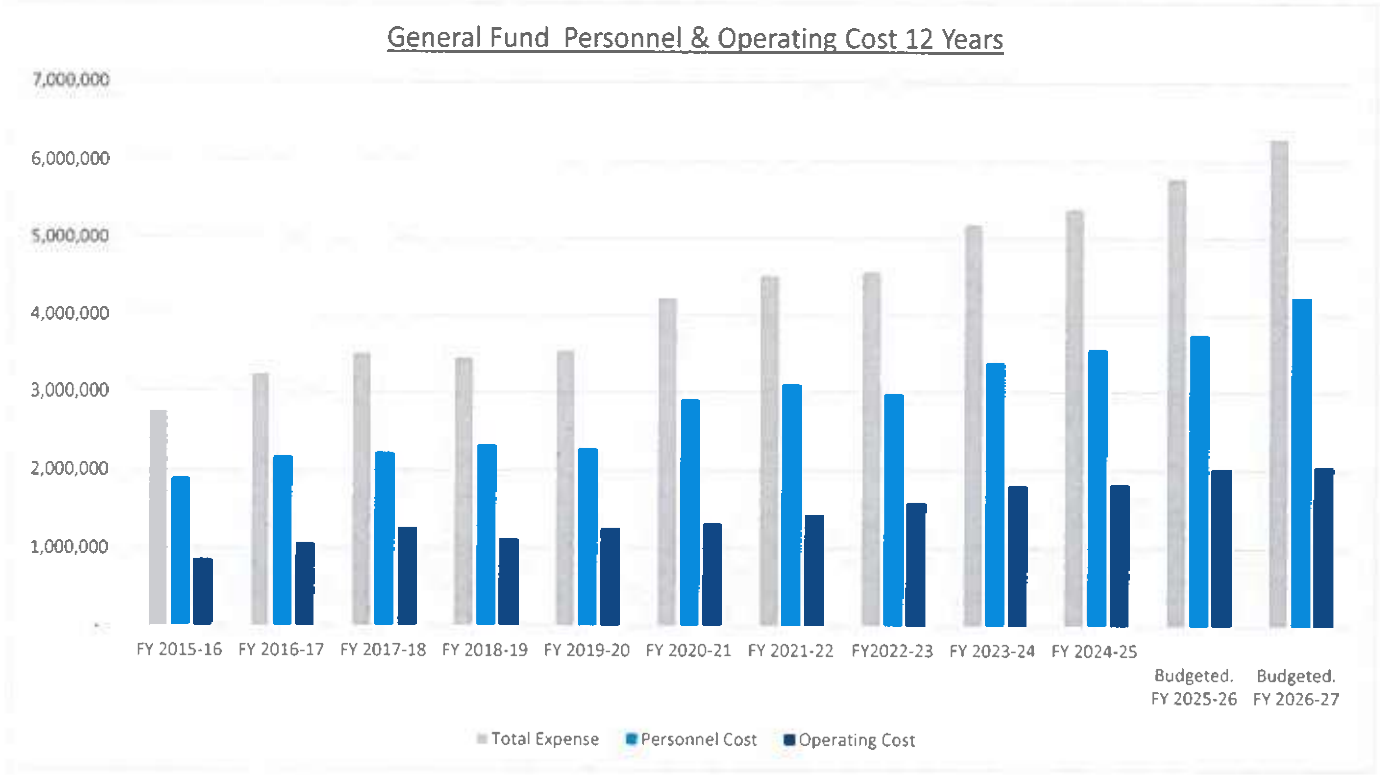

FY 2026-27 EXPENDITURES BY DEPARTMENT

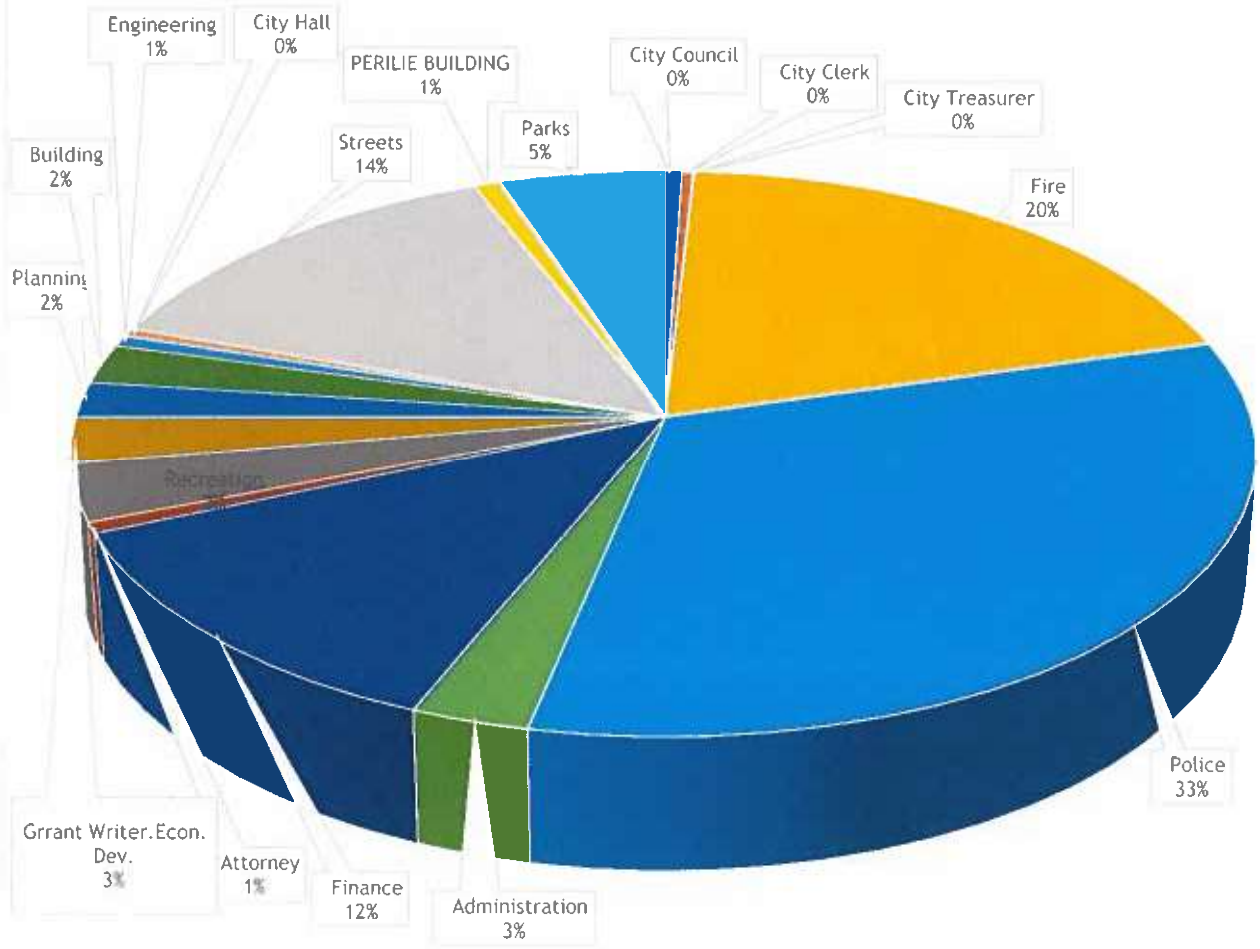

City of Colusa
Fiscal Year 2026-27 Proposed Budget
General Fund Budget Information -
Personnel Services

Department	Actual FY 2023-24	Actual FY 2024-25	Adopted Budget FY 2025-2026	Mid-Year Budget FY 2025-2026	Proposed Budget FY 2026-2027
Elected Officials					
City Council	6,265	13,725	20,863	20,863	20,863
City Clerk	32,625	39,574	22,657	26,963	22,743
City Treasurer	3,074	3,075	3,074	3,074	3,074
Public Safety					
Fire Department	803,299	920,171	1,028,510	1,060,876	1,067,994
Police Department	1,404,452	1,490,696	1,475,149	1,629,407	1,688,341
	-	-	-	-	-
Administrative Services Department					
Administration	109,573	119,777	199,151	196,076	176,600
Finance	159,397	132,073	175,543	185,305	183,615
Recreation	85,691	109,553	118,045	120,197	141,575
Community Development Department					
Planning	74,891	44,577	-	-	-
Building - Code Enforcement	17,167	-	-	-	-
Economic Development	17,203	-	-	-	-
Public Works Department					
Streets	466,960	510,965	612,651	625,032	671,922
PW Administration	-	-	-	-	-
Parks	194,754	170,638	240,843	275,193	254,703
	-	-	-	-	-
	3,375,351	***3,554,825***	***3,896,485***	***4,142,986***	***4,231,431***

Notes:

FY 2026-27 PERSONNEL SERVICES ADOPTED BUDGET

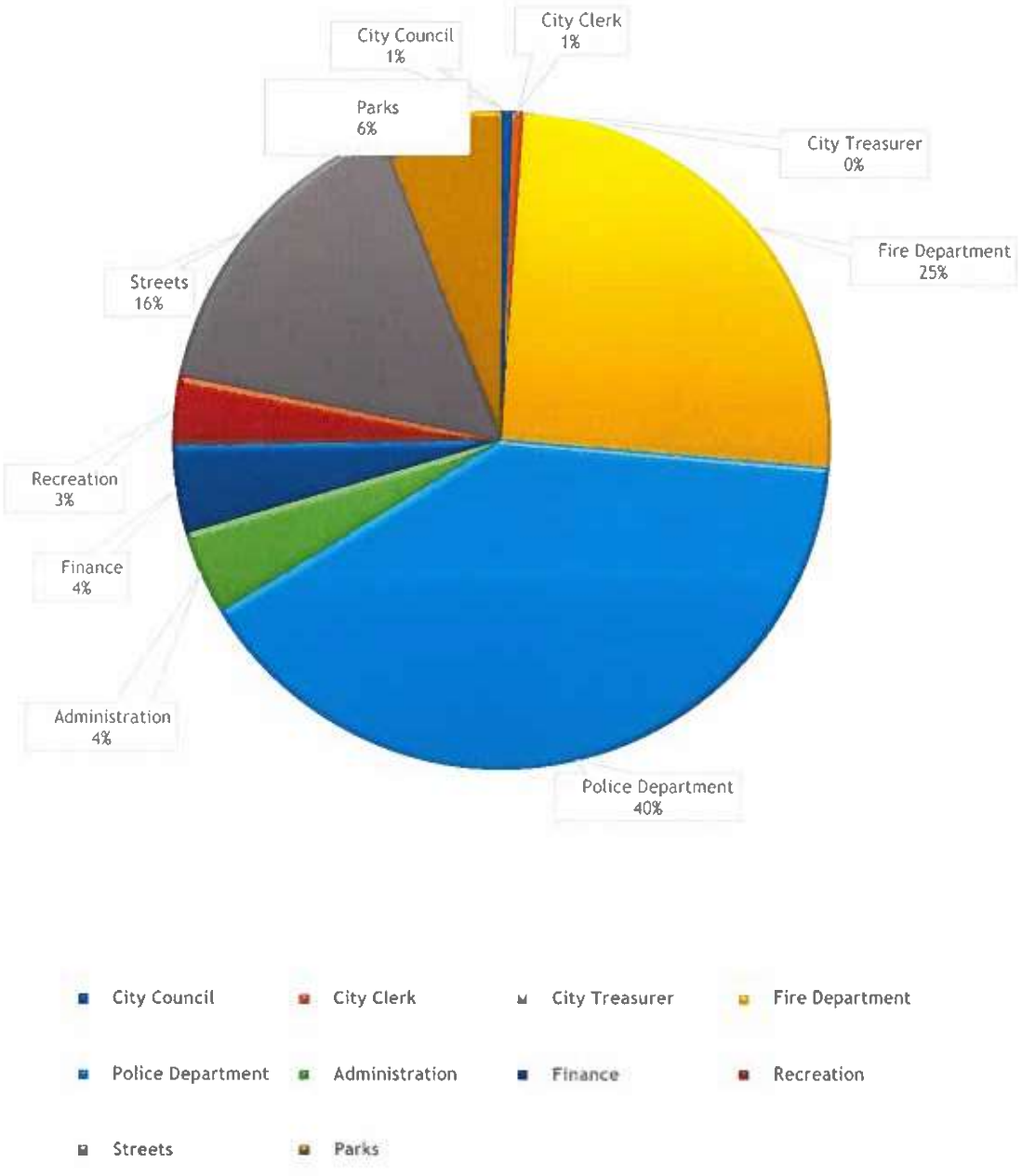

City of Colusa
Fiscal Year 2026-27 Proposed Budget
General Fund

Salary Transfers to General Fund (Detail 50800)

Department	Funding Source	Actual FY 2023-24	Actual FY 2024-2025	Adopted Budget FY 2025-2026	Mid-year Budget FY 2025-2026	Proposed Budget FY 2026-2027
120 - Elected Officials - City Council	410 - Water	5,038	5,038	5,038	5,038	15,954
	430 - Sewer	7,751	7,751	7,751	7,751	24,544
110 - Elected Officials - City Clerk	410 - Water	11,411	16,782	16,782	16,782	17,392
	430 - Sewer	17,556	25,818	25,818	25,818	26,757
130 - Elected Officials - City Treasurer	410 - Water	2,351	2,351	2,351	2,351	2,351
	430 - Sewer	3,617	3,617	3,617	3,617	3,617
710 - Public Safety - Police	214 - SLESF	-	-	-	-	-
230 - Admin Services - Finance	410 - Water	168,601	205,880	205,880	205,880	227,681
	430 - Sewer	167,601	205,880	205,880	205,880	227,681
	Other: Project Based					
640 - Admin Services - Recreation	253 - PPT Imp. Dist.	-	-	-	-	-
210 Administration City Manager	410- Water	89,620	105,481	105,481	105,481	113,513
	430 - Sewer	89,620	105,481	105,481	105,481	113,513
215 - Community Dvlpmt - Econ/ Devl	410 - Water	-	-	-	-	-
	430 - Sewer	-	-	-	-	-
	Other: Project Based	-	-	-	-	-
630 - Public Works - Streets	241 - Gas Tax	50,000	50,000	50,000	50,000	60,000
	253 - PPT Impr. Dist.	-	2,000	2,000	2,000	2,000
	211- Traffic Safety	-	-	-	-	-
	246 -LTF	5,000	5,000	5,000	5,000	15,000
	430 - Sewer	-	-	-	-	-
	310 - State Park	-	-	-	-	-
	610 - CMW Dist.	5,000	5,000	5,000	5,000	5,000
	620 - Hoblit Dist.	3,000	3,000	3,000	3,000	3,000
	640-Colusa CFD2	6,000	15,000	15,000	15,000	35,000
	660-Walnut Ranch	8,000	8,000	8,000	8,000	20,000
635 - Public Works - Administration	410 - Water	-	-	-	-	-
	430 - Sewer	-	-	-	-	-
	Other Project Based	-	-	-	-	-
650 - Public Works - Parks	253 - Pool / Park / Tree		10,000	10,000	10,000	5,000
	610 - CMW Dist.	2,000	2,000	2,000	2,000	2,000
	620 Hoblit Dist.	8,000	2,000	2,000	2,000	2,000
	640 -CFD2	8,000	8,000	8,000	8,000	10,000
	310- State Park		4,000	4,000	4,000	4,000
	281 - Recycle	2,500	2,500	2,500	2,500	2,500
Total General Fund Staff Cost Allocations:		**660,666**	**800,579**	**800,579**	**800,579**	**938,502**

FY 2026-27 Personal Services Funding Allocation by Position

Position	Dept.	General Fund	Water	Sewer	Gas Tax	Pools/Parks /Trees	Prop64	Strike Team
City Clerk	110	34%	26%	40%				
City Council	120	34%	26%	40%				
City Treasurer	130	34%	26%	40%				
City Manager	210	34%	33%	33%				
Assistant City Manager	210	34%	33%	33%				
Economic/Event Director	215	80%	10%	10%				
Sr. Planner (Contractual)	220	100%						
Code Enforcement	225						100%	
Finance Director	230	34%	33%	33%				
Finance Account Clerk I	230	34%	33%	33%				
Finance Account Clerk I	230	34%	33%	33%				
Finance Account Clerk II	230	34%	33%	33%				
Finance Analyst (Vacant)	230	34%	33%	33%				
Building /Code Enforcement Technician	310	0%						
Fire Chief	320	100%						
Fire Aparatus	320	100%						
Fire Aparatus	320	100%						
Fire Fighter	320	100%						
Fire Fighter	320	100%						
Fire Fighter	320	100%						
Fire - PER DIEM	320	100%						
Fire/City Hall Office Technician -VACANT	320	50%	25%	25%				
Public Works Superintendent -	630	100%			$50,000			
Senior Maintenance Worker Streets	630	100%						
Senior Maintenance Worker Streets	630	100%						
Senior Maintenance Worker Streets	630	100%						
Equipment Maintenance Worker	630	80%	10%	10%				
Senior Maintenance Worker Parks	650	100%						
Senior Maintenance Worker Parks	650	100%						
Pool Life Guards (Fund 253)	640					100%		
Police Chief	710	100%						
Police Lieutenant	710	100%						
Police Sergeant	710	100%						
Police Sergeant	710	100%						
Police Officer	710	100%						
Police Officer	710	100%						
Police Officer	710	100%						
Police Officer	710	100%						
Police Officer	710	20%					80%	
Police - Administrative Technician	710	100%						
Public Works Administrator - VACANT	670/690	30%	25%	45%				
Utilities Superintendent -	670/690		35%	65%				
Utility Lead Operator	670/690		35%	65%				
Utility Operator III	670/690		35%	65%				
Utility Operator I	670/690		65%	35%				
Utility Operator I	670/690		35%	65%				
Utility Maintenance Worker	670/690		65%	35%				
Utility Maintenance Worker - VACANT	670/690		35%	65%				

City of Colusa
Fiscal Year 2026-27 Proposed Budget
General Fund Budget - Operational Services Cost

Department	DEPT #	Actual FY 2023-24	Actual FY 2024-25	Adopted Budget FY 2025-2026	Mid-Year Budget FY 2025-2026	Proposed Budget FY 2026-2027
Elected Officials						
City Council	120	689	1,061	1,006	1,006	1,683
City Clerk	110	1,807	4,664	4,829	4,829	8,309
City Treasurer	130	-	11	-	-	-
Public Safety						
Fire Department	320	190,737	184,799	167,514	167,514	185,451
Police Department	710	331,837	336,889	354,201	354,201	394,935
Code Enforcement	225	4,740	2,127	-	-	-
Administrative Services Department						
Administration	210	34,549	18,609	20,470	20,470	6,769
Finance	230	407,672	493,556	575,087	575,087	601,886
Attorney	240	31,014	37,610	40,000	40,000	40,000
Recreation	640	54,779	40,277	67,524	69,524	70,370
Community Development Department						
Planning	220	66,578	155,861	212,750	212,750	127,750
Building	310	99,946	98,797	105,200	105,200	145,000
Economic Development	215	66,030	90,745	204,190	205,997	56,870
Engineering	620	32,112	41,857	40,150	40,150	40,000
PERILI Building	216	6,982	24,982	72,932	72,932	52,432
Public Works Department						
City Hall	610	48,549	52,678	22,440	22,440	27,950
Streets	630	176,388	151,879	204,086	204,086	218,318
Parks	650	83,369	81,256	70,096	70,096	72,071
Other - ARPA		-	-	-	-	-
	Total:	***1,637,778***	***1,817,656***	***2,162,475***	***2,166,283***	***2,049,794***

Notes:

FY 2026-27 GENERAL FUND NON-PERSONNEL SERVICE EXPENSE BY DEPARMENT

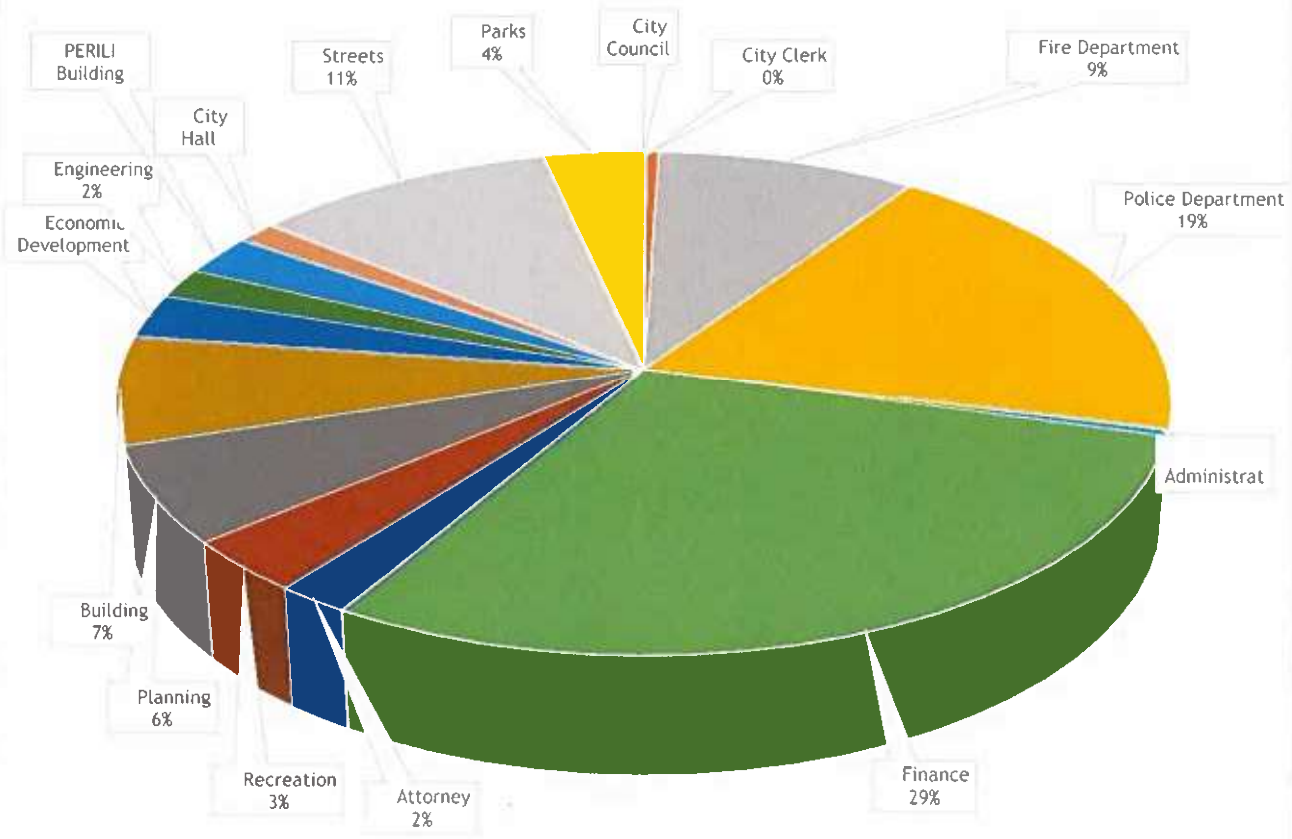

Department	Services and Supplies	Capital Outlay	Excluded Charges	Eligible Distribution Charges	Fund Overhead Distribution		
					26% Water	40% Sewer	34% General Fund
City Clerk	$ 11,981	-		$ 11,981	$ 3,115	$ 3,728	$ 4,074
					26% Water	40% Sewer	34% General Fund
City Council	$ 4,950	-	-	$ 4,950	$ 1,287	$ 1,980	$ 1,683
					26% Water	40% Sewer	34% General Fund
City Treasurer	$ -	-	-	$ -	$ -	$ -	$ -
					33% Water	33% Sewer	34% General Fund
Admin. Services	$ 71,562		-	$ 71,562	$ 23,615	$ 23,615	$ 24,331
					33% Water	33% Sewer	34% General Fund
Finance	$ 665,661	-	539,525	$ 126,136	$ 41,625	$ 41,625	$ 42,886
					33% Water	34% Sewer	33% General Fund
City Hall	$ 68,200			$ 68,200	$ 22,506	$ 23,188	$ 22,506
					10% Water	10% Sewer	80% General Fund
Economic Develop	$ 100,150	-	(50,000)	$ 50,150	$ 5,015	$ 5,015	$ 40,120
Total 2025-26 Supplies & Services Overhead Distribution:					**$ 97,163**	**$ 99,151**	**$ 135,600**

NOTES:

Charges excluded from Departmental Services & Supplies/Direct Allocation

101 52500 230	Professional Services	$ 61,000
101 52800 230	NCCSIF Insurance	$ 315,325
101 51160 230	Retiree Health	$ 33,200
101-55891-230	Recology Liens	$ 60,000
101 55890 230	Revenue Sharing	$ 70,000
	Total	$ 539,525

Fiscal Year 2026-27 Proposed Budget
Water Enterprise Fund (Fund 410)

	Actual FY 2023-24	Actual FY 2024-25	Adopted Budget FY 2025-2026	Mid-Year Budget FY 2025-2026	Proposed Budget FY 2026-2027
Revenues:					
Water Service and Usage Fees	1,390,499	1,420,432	1,495,303	1,495,303	1,500,600
Water Connection, Installation Fees, Dev. Imp.	47,079	51,113	80,000	80,000	49,000
State and Federal Grants- Walnut Ranch/Other	145,700	1,357,866	10,722,984	10,722,984	15,719,654
Late Payments, Delinquencies, Check Svc. Chrg.	28,174	33,695	45,000	45,000	41,000
Interest	105,079	117,199	70,000	70,000	75,000
Other Income	15,199	-	500	500	500
Total:	1,731,731	2,980,305	12,413,787	12,413,787	17,385,754
Expenditures:					
Direct Salaries and Benefits	275,759	$309,236	$374,200	$378,141	402,855.34
Indirect Salaries and Benefits	277,022	337,516	312,964	312,964	464,125
Operating Costs	531,747	733,730	629,531	629,531	650,459
Overhead Costs	67,673	169,118	121,811	121,811	121,810
Machinery & Equipment	185,842	-	-	-	-
Capital Projects -Well project(62672)& Well 6	312,882	2,038,820	11,744,425	11,744,425	15,719,654
Audit Adjustments/Comp. Absence./OPEB/Deprec.	(238,012)	(1,680,095)			
Reserve Transfer	-	-	-	-	-
Total:	1,412,913	$1,908,325	$13,182,931	$13,186,872	$17,358,903
Excess (deficit) of revenues over expenditures	318,818	1,071,980	(769,144)	(773,085)	26,851
Beginning Discretionary Fund Balance	6,536,695	6,855,514	5,662,043	4,892,899	7,119,813
Ending Discretionary Fund Balance	6,555,514	7,627,494	4,592,899	3,819,813	6,846,664
Restricted Reserve Balances:					
Meter Replacement Reserve	300,000	300,000	300,000	300,000	300,000
Total Fund Balance and Reserves	6,855,514	7,927,494	4,892,899	4,119,813	7,146,664

Notes:

1.24M -Re-drill Well # 6.
$15.71M Consolidated Wells Grant

City of Colusa
Fiscal Year 2026-27 Proposed Budget
Water Enterprise Fund (Fund 4)
Capital Expenditure Detail

Capital Expenditures	Actual FY 2023-24	Actual FY 2024-25	Adopted Budget FY 2025-2026	Mid-Year Budget FY 2025-2026	Proposed Budget FY 2026-2027
Meters					
Walnut Ranch Water Project (61011)		1,449,378	3,509,244	3,509,244	
Machinery & Equipment	60,000	378,276	225,000	225,000	225,000
Meter Replacement Reserve Funding					
Other Capital Improvements (Well #6)	100,000	211,166	1,214,181	1,214,181	573,661
State Grant (Well Consolidation grant)			6,876,000	6,876,000	15,719,654
Total:	160,000	2,038,820	11,824,425	11,824,425	16,518,315

Notes:

15M for Consolidated Well Grant
626K -Re-drill Well # 6 , 74K for Scada

Fiscal Year 2026-27 Proposed Budget
Sewer Enterprise Fund (Fund 430 / 436)

Revenues:	Actual FY 2023-24	Actual FY 2024-25	Adopted Budget FY 2025-2026	Mid-Year Budget FY 2025-2026	Proposed Budget FY 2026-2027
Sewer Charges	3,286,830	3,345,344	3,437,188	3,437,188	3,540,304
Interest/436/430	128,534	106,699	80,000	80,000	80,000
Sewer Dev. Impact Fees	52,267	117,668	80,000	80,000	65,000
Miscellaneous Revenue - Land Lease	194,121	139,880	170,000	170,000	170,000
Transfer In - Loader Loan from General Fund		-	600	600	600
Other Financing Sources -Walnut Ranch/WW Recycle		6,818,932	7,066,450	7,066,450	14,000,000
Total:	3,661,752	10,528,523	10,834,238	10,834,238	17,855,904
Expenditures:					
Direct Salaries and Benefits	469,380	$522,389	$505,377	$514,678	535,541.28
Indirect Salaries and Benefits	286,145	350,839	468,855	468,855	471,077
Operating Costs	1,177,077	1,036,104	1,233,730	1,233,730	1,408,668
Overhead Costs	69,998	150,901	134,951	134,951	98,478
Machinery & Equipment	256,231	126,885	200,000	200,000	200,000
Debt Service	325,809	335,622	1,137,734	1,137,734	1,137,735
Capital Projects / Outlay	1,797,365	7,744,130	150,000	150,000	150,000
Recology / OPEB Prefunding Allocation		2,065,646			
Reserve Transfer - Capital Reserve	77,500	77,500	77,500	77,500	77,500
Reserve Transfer - Collection System		-	-	-	-
Capital Projects / Walnut Ranch Sewer Grant (62694)	-		5,161,815	5,161,815	14,000,000
Asset Capitalization - Use of Reserves for property		(7,787,640)			
Transfer In/Out - New loan reserve req.					
Total:	4,459,505	4,622,374	9,069,963	$9,079,264	$18,078,999
Excess (deficit) of revenues over expenditures	(797,753)	5,906,149	1,764,276	1,754,974	(223,095)
Beginning Discretionary Fund Balance	10,193,596	9,184,386	9,289,243	9,289,243	9,289,243
Ending Discretionary Fund Balance (30100)	9,184,386	14,879,078	8,433,333	8,433,333	8,433,333
Restricted Reserve Balance:					
REDIP Reserve	-	-	-	-	-
Capital Reserve (Fund 436)	1,215,930	1,293,430	1,370,930	1,448,430	1,525,930
Collection System Reserve (30153)	0	1,892,300	1,892,300	1,892,300	1,892,300
WWTP Upgrade (Depreciation) Reserve (30151)	0	2,796,500	2,796,500	2,796,500	2,796,500
USDA Reserve (30155)	25,883	25,883	25,883	25,883	25,883
New SRF loan reserve requirement	185,574	185,574	185,574	185,574	185,574
Total Fund Balance and Reserves	5,922,973	16,172,508	9,804,263	9,881,763	9,959,263

Notes:

Total 33 million grant, 7m spent and 14 M budgeted this year for water Recycle Grant

The budget includes a 3% Increase in rates based on a Study conducted in 2018 under Prop 68, and it is also the State Water Source Reserve requirement for the loans.

Sewer Enterprise Fund (Fund 430 / 436)
Capital Expenditure Detail

Capital Expenditures	Actual FY 2023-24	Actual FY 2024-25	Adopted Budget FY 2025-2026	Mid-Year Budget FY 2025-2026	Proposed Budget FY 2026-2027
WWTP Upgrades / Liftstation/Reclamation	175,000	-	150,000	150,000	150,000
Machinery & Equipment	350,000	126,885	240,000	240,000	350,000
Walnut Ranch Sewer Project (62694)		2,599,537	2,568,401	2,568,401	-
Sewer Recycle Grant phase I & II		5,144,593	2,593,414	2,593,414	14,000,000
Vacuum Truck					
Capital Projects/Outlay					
Total:	525,000	7,871,015	5,551,815	5,551,815	14,500,000

WW Recycle Grant total 33M, 7m spent in phase 1, 14m bugeted in this year out of 26M.

Fiscal Year 2026-27 Proposed Budget
American Relief Program Act (ARPA-Fund 101)

Revenues:	Actual FY 2023-24	Actual FY 2024-25	Adopted Budget FY 2025-2026	Mid-year Budget FY 2025-2026	Proposed Budget FY 2026-2027
Revenue-Federal Grant	-	-	-	-	-
Interest Revenue	-	-	-	-	-
	-	-	-	-	-
Total:	-	-	-	-	-
Expenditures:					
Salaries (Employee Premium)			-	-	-
Machinery & Equipment -Software /Server	397,703	256,170	192,500	192,500	50,000
Tourism Events (4 Events)					
Sick Leave paid by the City	-	-	-	-	-
Recreation Program		-	25,000	25,000	-
Others	158,708	4,000	-	-	-
Total:	556,412	260,170	217,500	217,500	50,000
Excess (deficit) of revenues over expenditures	(556,412)	(260,170)	(217,500)	(217,500)	(50,000)
Beginning Fund Balance	1,025,563	469,151	217,500	217,500	38,000
Ending Fund Balance	469,151	208,981	-	-	(12,000)

Notes: Tyler Technology and the Server upgrade

City of Colusa
Fiscal Year 2026-27 Proposed Budget
Cannabis Revenue Fund (Fund 102)

Revenues:	Actual FY 2023-24	Actual FY 2024-25	Adopted Budget FY 2025-2026	Mid-year Budget FY 2025-2026	Proposed Budget FY 2026-2027
Revenue	161,658	158,152	135,000	135,000	135,000
Interest Revenue	38,544	53,612	35,000	35,000	35,000
Permits	26,000	24,458	18,000	18,000	18,000
State Grant -SS4		200,000			
Total:	226,202	436,221	188,000	188,000	188,000
Expenditures:					
Indirect Salaries and Benefits - Street Projects					
Operating Costs - Street Project	475	7,117	500	500	500
Safe Street for All -Grant Match	33,885		-	-	-
PMP- SS4	-	190,684	-	-	-
Asphalt Chip seal project -MB fund	-		-	-	-
ARCO - Professional Services	-		434,000	1,148,181	
Total:	34,360	197,802	434,500	1,148,681	500
Excess (deficit) of revenues over expenditures	191,842	238,419	(246,500)	(960,681)	187,500
Beginning Fund Balance	1,401,373	1,593,215	1,831,634	1,831,634	870,953
Ending Fund Balance	1,593,215	1,831,634	1,296,715	870,953	1,058,453

Notes:

City of Colusa
Fiscal Year 2026-27 Proposed Budget
Traffic Safety Fund (Fund 211)

	Actual FY 2023-24	Actual FY 2024-25	Adopted Budget FY 2025-2026	Mid-year Budget FY 2025-2026	Proposed Budget FY 2026-2027
Revenues:					
Fines and Forfeitures	2,484	3,367	3,600	3,600	3,600
Interest Revenue	25	-	25	25	-
Total:	2,509	3,367	3,625	3,625	3,600
Expenditures:					
Supplies and Materials Police	-	-	-	-	-
Professional Services Police	-	-	-	-	-
Indirect Salaries Streets	-	-	-	-	-
Street Signs		10,038	4,000	4,000	4,000
Equipment Maintenance - Police	846	25	-	-	-
Total:	846	10,063	4,000	4,000	4,000
Excess (deficit) of revenues over expenditures	1,663	(6,696)	(375)	(375)	(400)
Beginning Fund Balance	(3,894)	(2,231)	(2,231)	(8,927)	(9,302)
Ending Fund Balance	(2,231)	(8,927)	(2,606)	(9,302)	(9,702)

Notes:

Fiscal Year 2026-27 Proposed Budget
Supplemental Law Enforcement
Fund (Fund 214)

	Actual FY 2023-24	Actual FY 2024-25	Adopted Budget FY 2025-2026	Mid-Year Budget FY 2025-2026	Proposed Budget FY 2026-2027
Revenues:					
SLESF Grant Funds	186,159	194,663	190,000	190,000	190,000
Loan Proceeds from Other Funds					
Other Revenue					
Interest Revenue	10,281	13,727	7,000	7,000	7,000
Total:	196,440	208,391	197,000	197,000	197,000
Expenditures:					
Salaries - Police					
Police Supplies & Operating Costs	34,064	41,286	51,000	51,000	53,000
Equipment Maintenance	11,427		20,000	20,000	20,000
Professional Services	42,940	46,754	65,500	65,500	65,500
Police Machinery & Equipment	47,551	66,733	180,000	180,000	180,000
Total:	135,981	154,774	316,500	316,500	318,500
Excess (deficit) of revenues over expenditures	60,459	53,617	(119,500)	(119,500)	(121,500)
Beginning Fund Balance	305,866	344,418	398,035	398,035	306,558
Transfer out				217,500	
Ending Fund Balance	344,418	398,035	306,558	61,035	185,058

Notes: Professional Services — 30,000 for Computer legistics, RIMS annual Fee and Misc.

Police Machiner & Equipment — 80K for potential Patroling Vehicle, 45k for MDTs,40K for potential Side by Side, and 15 for unplanded vehicle repair

City of Colusa
Fiscal Year 2026-27 Proposed Budget
PROP 64 (220)

	Actual FY 2023-24	Actual FY 2024-25	Adopted Budget FY 2025-2026	Mid-year Budget FY 2025-2026	Proposed Budget FY 2026-2027
Revenues:					
Other Revenue	89,546	131,147	155,524	218,730	248,097
Miscellaneous Revenue					
Interest Revenue	620	-	-	-	-
Total:	90,166	131,147	155,524	218,730	248,097
Expenditures:					
Salaries	58,854	94,592	142,524	142,524	227,035
Supplies & Services	2,943	6,825	9,399	9,399	7,000
Professional Services	4,536	3,603	3,600	3,600	16,252
Capital Outlay	65,057	-	-	-	-
Total:	131,389	105,020	155,524	155,524	250,288
Excess (deficit) of revenues over expenditures	(41,224)	26,127	0	63,206	(2,191)
Beginning Fund Balance	-	(41,844)	(41,224)	(41,224)	(41,224)
			-	-	-
Ending Fund Balance	(41,844)	(15,717)	(41,224)	21,982	(43,415)

Notes: Professional Services 7,000 for training and Misc. services

City of Colusa
Fiscal Year 2026-27 Proposed Budget
Strike Team (221)

	Actual FY 2023-24	Actual FY 2024-25	Adopted Budget FY 2025-2026	Mid-Year Budget FY 2025-2026	Proposed Budget FY 2026-2027
Revenues:					
Other Revenue	91,024	512,447	262,201	300,000	300,000
Miscellaneous Revenue					
Interest Revenue	4,020	4,252	1,500	3,000	3,000
Total:	95,045	516,699	263,701	303,000	303,000
Expenditures:					
Salaries	158,129	254,384	262,201	275,311	204,562
Supplies & Services	13,303	12,335	-	-	42,116
Machinery & Equipment	30,307	-	92,861	92,861	155,330
Debt Service	-	-	-	-	-
Total:	201,739	266,719	355,062	368,172	402,008
Excess (deficit) of revenues over expenditures	(106,694)	249,980	(91,361)	(65,172)	(99,008)
Beginning Fund Balance	238,614	131,919	381,899 (209,802)	381,899 (209,802)	106,925
Ending Fund Balance	131,919	381,899	161,586	106,925	7,916

Notes:
$155,330 - 80K for staff vehcile and 75K for repair and maintenance
$42K - 30K for PPE and 12K for other supplies and services

City of Colusa
Fiscal Year 2026-27 Proposed Budget
Gas Tax Fund (Fund 241)

	Actual FY 2023-24	Actual FY 2024-25	Adopted Budget FY 2025-2026	Mid-Year Budget FY 2025-2026	Proposed Budget FY 2026-2027
Revenues:					
CA Gax Tax Section 2105	38,995	40,461	33,000	50,000	34,000
CA Gax Tax Section 2106	23,722	24,468	18,500	34,000	21,000
CA Gax Tax Section 2107	52,783	54,450	40,886	21,000	45,000
CA Gas Tax Section 2107.5	2,000	2,000	2,000	2,000	2,000
Proposition 42 Funds (Section 2103)	58,473	60,307	46,000	45,000	50,000
Interest Income	9,942	16,137	6,000	6,000	6,000
Road Maint. Rehab Acct./loan repayment	162,530	175,204	150,000	160,000	160,000
Total:	348,446	373,026	296,386	318,000	318,000
Public Works Staff Allocations	50,000	50,000	50,000	50,000	185,000
Utilities	172,423	177,302	130,000	180,330	240,330
Other Costs / Equipment Maintenance	-	-	-	-	-
SB1 Cap.Expend./Ashphalt Chip Seal Proj.	-	142,161	200,000	250,000	-
Transfers Out	-	-	-	-	-
Total:	222,423	369,463	380,000	480,330	425,330
Excess (deficit) of revenues over expenditure	126,022	3,563	(83,614)	(162,330)	(107,330)
Beginning Fund Balance	299,234	425,256	425,256	428,819	341,642
Ending Fund Balance	425,256	428,819	341,642	266,489	234,312

City of Colusa
Fiscal Year 2026-27 Proposed Budget
County Transportation - LTF/RSTP
(Fund 246)

	Actual FY 2023-24	Actual FY 2024-25	Adopted Budget FY 2025-2026	Mid-Year Budget FY 2025-2026	Proposed Budget FY 2026-2027
Revenues:					
LTF/RSTP Revenues	270,658	389,081	270,000	270,000	265,000
Interest Income	14,647	22,069	20,000	20,000	20,000
Miscellaneous - Bridge Street Caltrans Coop Project	-	-	-	-	-
State Grant - STIP Road Project					
Total:	285,305	411,150	290,000	290,000	285,000
Expenditures:					
Salaries & Maintenance	5,000	10,000	5,000	5,000	5,000
Capital Expenditures -		394,043	185,000	185,000	185,000
Professional Services	7,803	11,938	20,000	20,000	20,000
Equipment & Maitnenance	106,874	-	10,000	10,000	10,000
Street Maintenance	-		292,000	292,000	292,000
State Grant - Various Road Project. STIP	-	-	-	-	-
Caltrans Bridge Street Coop Project	-	-	-	-	-
Transfers Out					
Total:	119,677	415,981	512,000	512,000	512,000
Excess (deficit) of revenues over expenditures	165,628	(4,831)	(222,000)	(222,000)	(227,000)
Beginning Fund Balance	587,097	752,725	747,894	747,894	525,894
Ending Fund Balance	752,725	747,894	432,725	525,894	298,894

Notes: Professional service Streets and tree related services

City of Colusa
Fiscal Year 2026-27 Proposed Budget
Pools/Trees/Parks
Improvement District Fund
(Fund 253)

	Actual FY 2023-24	Actual FY 2024-25	Adopted Budget FY 2025-2026	Mid-Year Budget FY 2025-2026	Proposed Budget FY 2026-2027
Revenues:					
Improvement District Assessments	87,732	85,302	85,400	85,400	86,100
Pool / Other Revenues	20,308	40,332	20,500	20,500	22,500
Federal and other Grant/Swim	-	57,085	3,000	3,000	4,000
State Grant-Clean Ca. Local	12,100	-	381,000	381,000	381,000
Interest Revenue/ Other Source	304	179	48,300	48,300	500
Total:	120,445	182,898	538,200	538,200	494,100
Expenditures:					
Salaries - Streets / Parks	5,000	10,000	5,000	5,000	7,000
Services - Streets / Parks	26,538	-	9,180	9,180	32,291
Salaries - Pool	37,502	44,809	42,678	42,678	42,728
Services - Pool	39,819	34,237	47,539	47,539	41,750
Others/ Clean Cal Local Grant	53,720	20,520	429,000	429,000	381,000
Total:	162,579	109,566	533,397	533,397	504,769
Excess (deficit) of revenues over expendit	(42,135)	73,332	4,804	4,804	(10,669)
Beginning Fund Balance	10,328	(31,807)	41,525	41,525	14,233
Ending Fund Balance	(31,807)	41,525	14,233	46,329	3,564

Notes:
Clean California Local Grant
48K is Macth from MB Moeis

City of Colusa
Fiscal Year 2026-27 Proposed Budget
Community Development Block Grant (Fund 261)

	Actual FY 2023-24	Actual FY 2024-25	Adopted Budget FY 2025-2026	Mid-Year Budget FY 2025-2026	Proposed Budget FY 2026-2027
Revenues:					
Grant Revenues	-	-	-	-	-
Program Income	7,651	9,324	14,000	14,000	14,000
Miscellaneous Revenues					
Interest Revenues	6,823	37,702	5,000	5,000	5,000
Total:	14,474	47,026	19,000	19,000	19,000
Expenditures:					
Direct Salaries / Professional Services	1,833	2,505	6,000	6,000	6,000
Supplies and Materials	-		100	100	100
PI - Transfer to Micro-Enterprise fund	-		-	-	-
Loans & Grant Expenditures	-		3,500	3,500	3,500
Loan Bad Debt					
Total:	1,833	2,505	9,600	9,600	9,600
Excess (deficit) of revenues over expenditures	12,641	44,521	9,400	9,400	9,400
Beginning Fund Balance	257,802	270,444	270,444	270,444	270,444
Restricted Loan amount		1,637,643	1,637,643	1,637,643	1,637,643
Ending Fund Balance	270,444	1,952,608	1,917,487	1,917,487	1,917,487

Notes: for budget purpose only

City of Colusa
Fiscal Year 2026-27 Proposed Budget
Community Development Block Grant-
HOME (Fund 262)

	Actual FY 2023-24	Actual FY 2024-25	Adopted Budget FY 2025-2026	Mid-Year Budget FY 2025-2026	Proposed Budget FY 2026-2027
Revenues:					
Grant Revenues	-				
Program Income	35,543	7,953	11,000	11,000	11,000
Interest Revenue/Loan Portfolio Interest	5,633	27,745	3,000	3,000	3,000
Mis. Revenue	4,395	4,500	4,500	4,500	5,500
Total:	45,570	40,198	18,500	18,500	19,500
Expenditures:					
Direct Salaries / Professional Services	4,395	1,653	10,000	10,000	200
Supplies and Materials	-	4,500	5,500	5,500	5,500
Audit adjustment					
Loans Made	-	-			
Loans Bad Debt					
Total:	4,395	6,153	15,500	15,500	5,700
Excess (deficit) of revenues over expenditures	41,175	34,045	3,000	3,000	13,800
Beginning Fund Balance	131,121	131,121	131,421	131,421	131,421
Resitricted Loan		892,161	892,161	892,161	892,161
Ending Fund Balance	172,296	1,057,327	1,026,582	1,026,582	1,037,382

Notes: for budget purpose only

City of Colusa
Fiscal Year 2026-27 Proposed Budget
Economic/COV Development
Block Grant (Fund 263)

	Actual FY 2023-24	Actual FY 2024-25	Adopted Budget FY 2025-2026	Mid-Year Budget FY 2025-2026	Proposed Budget FY 2026-2027
Revenues:					
Grant Revenues	131,247	-	-	-	-
Program Income	-	2,018	20,000	20,000	25,000
Transfer from fund 261	-	-	-	-	-
Interest Revenues	-	8,718	-	-	-
Total:	131,247	10,736	20,000	20,000	25,000
Expenditures:					
Direct Salaries / Professional Services	78,962		100	100	100
Supplies and Materials	-	-	-	-	5,000
Professional Services	12,493	3,300	-	-	-
Loans & Grant Expenditures	-	136,751	-	-	-
Capital Improvement		(100,000)			
Total:	91,455	40,051	100	100	5,100
Excess (deficit) of revenues over expenditures	39,792	(29,315)	19,900	19,900	19,900
Beginning Fund Balance	8,779	148,571	107,742	107,742	127,642
		(11,514)			
Ending Fund Balance	148,571	107,742	127,642	127,642	147,542

Notes:

City of Colusa
Fiscal Year 2026-27 Proposed Budget
Street Development Impact Fee
(Fund 271)

	Actual FY 2023-24	Actual FY 2024-25	Adopted Budget FY 2025-2026	Mid-Year Budget FY 2025-2026	Proposed Budget FY 2026-2027
Revenues:					
Impact Fee Revenue	21,997	74,981	50,000	50,000	50,000
Interest Income	11,846	17,386	3,000	3,000	3,000
Transfers In					
Total:	33,842	92,366	53,000	53,000	53,000
Expenditures:					
Direct Salaries	-	-	-	-	-
ARCO Reimbursement /Professional Services	-		446,173	500,000	100,000
Capital Projects - Street Overlay Projects	-	26,000	2,000	2,000	-
Adjustments	-	-	-	-	-
Total:	-	26,000	448,173	502,000	100,000
Excess (deficit) of revenues over expenditures	33,842	66,366	(395,173)	(449,000)	(47,000)
Beginning Fund Balance	448,122	481,964	548,331	548,331	86,791
Ending Fund Balance	481,964	548,331	86,791	99,331	39,791

Notes:

Law Enforcement Development Impact Fee (Fund 272)

	Actual FY 2023-24	Actual FY 2024-25	Adopted Budget FY 2025-2026	Mid-Year Budget FY 2025-2026	Proposed Budget FY 2026-2027
Revenues:					
Impact Fee Revenue	21,442	51,267	25,000	25,000	25,000
Interest Income	5,832	6,344	5,000	5,000	5,000
Transfers In	-	116	-	-	-
Total:	27,274	57,727	30,000	30,000	30,000
Expenditures:					
Direct Salaries / Professional Services	110	-	5,000	5,000	5,000
Supplies and Materials			5,000	5,000	5,000
Capital Projects	2,798	135,824	170,000	170,000	170,000
Adjustments					
Total:	2,908	135,824	180,000	180,000	180,000
	2,798	135,824	170,000	170,000	170,000
Excess (deficit) of revenues over expenditures	24,366	(78,097)	(150,000)	(150,000)	(150,000)
Beginning Fund Balance	218,486	242,851	164,754	164,754	164,754
Ending Fund Balance	242,851	164,754	10,797	14,754	14,754

Notes:

City of Colusa
Fiscal Year 2026-27 Proposed Budget
Fire Development Impact Fee
(Fund 273)

	Actual FY 2023-24	Actual FY 2024-25	Adopted Budget FY 2025-2026	Mid-Year Budget FY 2025-2026	Proposed Budget FY 2026-2027
Revenues:					
Impact Fee Revenue	29,276	70,064	50,000	50,000	50,000
Interest Income	6,482	10,414	5,000	5,000	5,000
Transfers In					
Total:	35,757	80,479	55,000	55,000	55,000
Expenditures:					
Direct Salaries / Professional Services	-	-	-	-	-
Supplies and Materials					195,000
Capital Projects	-	-	250,000	250,000	
Adjustments	-	-	-	-	-
Total:	-		250,000	250,000	195,000
Excess (deficit) of revenues over expenditures	35,757	80,479	(195,000)	(195,000)	(140,000)
Beginning Fund Balance	241,360	277,117	357,596	357,596	357,596
Ending Fund Balance	277,117	357,596	82,117	162,596	217,596

Notes:
Payment for building repair, paint, garage door $115K

City of Colusa
Fiscal Year 2026-27 Proposed Budget

Storm Drain Impact Fee (274)

	Actual FY 2023-24	Actual FY 2024-25	Adopted Budget FY 2025-2026	Mid-Year Budget FY 2025-2026	Proposed Budget FY 2026-2027
Revenues:					
Impact Fee Revenue	-	16,767	4,000	8,000	8,000
Interest Income	3,329	3,735	400	1,500	2,000
Transfers In					
Total:	3,329	20,502	4,400	9,500	10,000
Expenditures:					
Direct Salaries / Professional Services	-	-	25,000	25,000	25,000
Supplies and Materials	48,376	-	-	-	-
Capital Projects	6,570	-	75,000	100,000	100,000
Adjustments	-	-	-	-	-
Total:	54,946		100,000	125,000	125,000
Excess (deficit) of revenues over expenditures	(51,617)	20,502	(95,600)	(115,500)	(115,000)
Beginning Fund Balance	152,099	100,482	120,984	120,984	120,984
Ending Fund Balance	100,482	120,984	25,384	5,484	5,984

Notes:
Replacement of Storm Drainage pipes

City of Colusa
Fiscal Year 2026-27 Proposed Budget
Park / Recreation Development Impact Fee (Fund 275)

	Actual FY 2023-24	Actual FY 2024-25	Adopted Budget FY 2025-2026	Mid-Year Budget FY 2025-2026	Proposed Budget FY 2026-2027
Revenues:					
Impact Fee Revenue	4,602	45,804	25,000	25,000	25,000
Interest Income	2,567	4,294	3,000	3,000	3,000
Transfers In					
Total:	7,169	50,099	28,000	28,000	28,000
Expenditures:					
Direct Salaries / Professional Services	-	-	-	-	-
Supplies and Materials	-	-	-	-	-
Capital Projects	-	-	100,000	100,000	100,000
Adjustments	-	-	-	-	-
Total:	-	-	100,000	100,000	100,000
Excess (deficit) of revenues over expenditures	7,169	50,099	(72,000)	(72,000)	(72,000)
Beginning Fund Balance	97,151	104,320	154,419	154,419	154,419
Ending Fund Balance	104,320	154,419	82,419	82,419	82,419

Notes:

City of Colusa
Fiscal Year 2026-27 Proposed Budget
City Hall Development Impact Fee (Fund 276)

	Actual FY 2023-24	Actual FY 2024-25	Adopted Budget FY 2025-2026	Mid-Year Budget FY 2025-2026	Proposed Budget FY 2026-2027
Revenues:					
Impact Fee Revenue	5,439	65,850	6,000	45,000	45,000
Interest Income	2,945	3,118	1,500	1,500	1,500
Transfers In	-	-	-	-	-
Total:	8,384	68,967	7,500	46,500	46,500
Expenditures:					
Direct Salaries / Professional Services	-	-	5,000	5,000	5,000
Supplies and Materials	-	-	-	-	-
Capital Projects, Bathroom/Auditorum	-	79,726	92,500	92,500	117,500
Adjustments	-	-	-	-	-
Total:	-	79,726	97,500	97,500	122,500
Excess (deficit) of revenues over expenditures	8,384	(10,759)	(90,000)	(51,000)	(76,000)
Beginning Fund Balance	112,243	120,629	109,870	109,870	109,870
Ending Fund Balance	120,629	109,870	19,870	58,870	33,870

Notes:

City of Colusa
Fiscal Year 2026-27 Proposed Budget
Community Center Development
Impact Fee (Fund 277)

	Actual FY 2023-24	Actual FY 2024-25	Adopted Budget FY 2025-2026	Mid-Year Budget FY 2025-2026	Proposed Budget FY 2026-2027
Revenues:					
Impact Fee Revenue	2,117	5,371	3,000	3,000	3,000
Interest Income	1,277	1,853	800	800	800
Transfers In					
Total:	3,394	7,224	3,800	3,800	3,800
Expenditures:					
Direct Salaries / Professional Services	-	-	-	-	-
Supplies and Materials	-	-	-	-	-
Capital Projects	-	-	55,500	55,500	55,500
Adjustments	-	-	-	-	-
Total:	-	-	55,500	55,500	55,500
Excess (deficit) of revenues over expenditures	3,394	7,224	(51,700)	(51,700)	(51,700)
Beginning Fund Balance	48,392	51,785	4,085	59,010	59,010
Ending Fund Balance	51,785	59,010	(47,615)	7,310	7,310

Notes:

City of Colusa
Fiscal Year 2026-27 Proposed Budget
State Park Management Fund
(Fund 310)

	Actual FY 2023-24	Actual FY 2024-25	Adopted Budget FY 2025-2026	Mid-Year Budget FY 2025-2026	Proposed Budget FY 2026-2027
Revenues:					
Concessions Revenue	21,930	26,821	28,500	28,500	29,100
Interest Income					
LOSPP Grant	-	-	642,950	642,950	642,950
Total:	21,930	26,821	671,450	671,450	672,050
Expenditures:					
Indirect Salaries	20,140	-	-	-	-
Supplies and Materials	20,523	26,565	26,980	26,980	21,864
Professional Services	6,000	5,500	6,000	6,000	6,000
LOSSP Grant	-	518,354	124,596	124,596	7,000
Machinery & Equipment	-		-	-	-
Total:	46,663	550,420	157,576	157,576	34,864
Excess (deficit) of revenues over expenditures	(24,733)	(523,599)	513,874	513,874	637,186
Beginning Fund Balance	(62,332)	(101,446)	(625,045)	(625,045)	(625,045)
Ending Fund Balance	(66,542)	(625,045)	(70,922)	(111,171)	12,141

Notes:

City of Colusa
Fiscal Year 2026-27 Proposed Budget
Boat Launch Fund (311)

Revenues:	Actual FY 2023-24	Actual FY 2024-25	Adopted Budget FY 2025-2026	Mid -Year Budget FY 2025-2026	Proposed Budget FY 2026-2027
Fee Revenues	27,195	25,549	20,000	20,000	20,000
Interest Income	1,851	3,115	500	500	500
Other Revenue	-		1,500	1,500	1,700
State Grant					
Total:	29,046	28,664	22,000	22,000	22,200
Expenditures:					
Fees & Permits	399		2,100	2,100	2,100
Maintenance/Services	339	1,200	1,350	1,350	13,500
Capital	-	-	-	-	-
Professional Service	-	24,231	20,100	20,100	6,000
	-	-	-	-	-
Total:	738	25,430	23,550	23,550	21,600
Excess (deficit) of revenues over expenditures	28,308	3,234	(1,550)	(1,550)	600
Beginning Fund Balance	63,207	91,515	97,465	94,749	106,787
Ending Fund Balance	91,515	94,749	95,915	93,199	107,387

Robert's Ditch Fee $5000

	A	B	C	D	E	F	G
1	**City of Colusa - Capital Funding Goals**						
2	[1] MP = Identified in Master Plan, MO = regular maintenance and repair, AU = service or facility augmentation, RE - Regulatory requirement ([2] generates ongoing						
3							
4	**Department**	**Item**	**Possible Funding Sources**	**Reason[1]**	**FY 20-21 - FY 26/27**	**FY 26/27 or later**	**Notes**
5	Administration	Master Plan Update	General Fund, Development Fees	RE	$ 35,000.00		
6	Administration	cycle	General Fund/Water/Sewer	MO		$ 25,000.00	
7	Administration	New desktop printers	General Fund/Water/Sewer	MO	$ 2,000.00	$ 2,000.00	
8	Administration	Phone System Replacement - City Hall	General Fund/Water/Sewer	MO	$ 18,000.00		
9	Fire	Master Plan Update	General Fund, Development Fees	RE		$ 35,000.00	
10	Fire	Computer/Data equipment	General Fund	MO	$ 5,000.00		
11	Fire	Misc. Fire equipment	General Fund/Stike Team	MO		$ 10,000.00	
12	Fire	Replace engine room bay doors	General Fund/Impact Fees	MO, AU	$ 60,000.00		
13	Fire	Staff Vehicle	General Fund/Strike Team	MO	$ 50,000.00		
14	Fire	Floto Pump	General Fund/Strike Team	MO	$ 7,000.00	$ 13,000.00	Extracation
15	Planning	Design Guidelines	General Fund	MP			
16	Planning	General Plan Update	General Fund, Development Fees	RE		$ 1,000,000.00	
17	Planning	Housing Element Updates	Grant	MP	$ 160,000.00		
18	Planning	Riverfront Plan	Grant	MP	$ 50,000.00		
19	Police	Admin / Command Vehicle	General Fund, SLESF	MO		$ 50,000.00	
20	Police	Facility Replacement	General Fund/Impact Fees	MP		$ 4,000,000.00	

	A	B	C	D	E	F	G
21	**City of Colusa - Capital Funding Goals**						
22	[1] MP = Identified in Master Plan, MO = regular maintenance and repair, AU = service or facility augmentation, RE - Regulatory requirement ([2] generates ongoing						
23							
24	**Department**	**Item**	**Possible Funding Sources**	**Reason[1]**	**FY 20-21 - FY 26/27**	**FY 26/27 or later**	**Notes**
25	Police	IT (Computers x 2/Year)	General Fund, SLESF	MO	$ 5,000.00	$ 5,000.00	
26	Police	IT (Server Replacement)	General Fund, SLESF	MO		$ 16,000.00	
27	Police	Master Plan Update	General Fund, Development Fees	RE		$ 35,000.00	
28	Police	Patrol Vehicle	SLESF	MO	$ 50,000.00	$ 50,000.00	
29	Police	Traffic Radar Replacement	General Fund, SLESF	MO		$ 10,000.00	
30	PW - Parks	Replacement mower, 5 year program	General Fund	MO		$ 18,000.00	
31	PW - Parks	Renovate Play Equipment	General Fund/Impact Fees	MO, MP, RE		$ 200,000.00	
32	PW - Parks	Replace chipper (10 yr) (new)	General Fund	MO		$ 40,000.00	
33	PW - Parks	(new)	Genral Fund	MO	$ 56,000.00	$ 56,949.00	
34	PW - Parks	Replace restroom Sankey Park	Park Dev. Impact	MO	$ 55,000.00		
35	PW - Parks	3/4 ton utility truck w/ tow package	General Fund	MO	$ 20,000.00		
36	PW - Parks	Dump truck (used)	Genral Fund	MO	$ 25,000.00	$ 25,000.00	
37	PW - Parks	City Boat Dock	Park Dev. Impact	AU		$ 350,000.00	
38	PW - Parks	Master Plan Update	General Fund, Dev. Fees	RE		$ 35,000.00	
39	PW - Parks	Aerial 60' boom truck (used)	Gen. Fund	MO,AU	$ 55,000.00	$ 55,000.00	
40	PW - Parks	Replace restroom @ 10th St Park	Park bond	MO	$ 60,000.00		
41	PW - Streets	Upgrade PW buildings & facilities	Gas Tax, Gen. Fund, LTF	MO	$ 10,000.00	$ 5,000.00	
42	PW - Streets	Replace sweeper (8 yr)(new)	Gas Tax, Gen. Fund, LTF	MO	$ 182,905.00		
43	PW - Streets	Overlay Projects/priority list	LTF	MO	$ 200,000.00	$ 65,000.00	
44	PW - Streets	Replace DI's and lift stations*	Gen fund.,LTF	MO	$ 90,000.00	$ 100,000.00	
45	PW - Streets	Replace sidewalks/curb gutters	Gas Tax, LTF	MO	$ 50,000.00	$ 35,000.00	
46	PW - Streets	Seal Coat Road Project(s)	LTF	MO	$ 250,000.00	$ 100,000.00	

	A	B	C	D	E	F	G
47	**City of Colusa - Capital Funding Goals**						
48	[1] MP = Identified in Master Plan, MO = regular maintenance and repair, AU = service or facility augmentation, RE - Regulatory requirement ([2] generates ongoing						
49							
50	**Department**	**Item**	**Possible Funding Sources**	**Reason[1]**	**FY 20-21 - FY 26/27**	**FY 26/27 or later**	**Notes**
51	PW - Streets	Replace dump truck (new)	LTF, Gas Tax	MO	$ 75,000.00	$ 75,000.00	
52	PW - Streets	Replace 3/4 ton utility truck (used)	LTF, Gas Tax	MO	$ 80,000.00		
53	PW - Streets	Master Plan Update - Storm Drainage*	General Fund, Dev. Fees	RE		$ 35,000.00	
54	PW - Streets	Master Plan Update - Transportation	General Fund, Dev. Fees	RE		$ 35,000.00	
55	PW - Streets	Replace water truck (used)	LTF, Gas Tax	MO	$ 25,000.00		
56	PW - Streets	RTIP Road Rehab Project	STIP	MO	$ 700,000.00		
57	PW - Streets	Replace Roller compactor (new)	LTF, Gas Tax	MO		$ 32,000.00	
58	PW - Sewer	Replace 3/4 Ton utility truck w/hoist	Sewer Fund	MO	$ 120,000.00	$ 40,000.00	
59	PW - Sewer	UV lamps (WWTP disinfection)	Sewer Fund	MO	$ 140,000.00	28000/yr	
60	PW - Sewer	Collection system projects	Sewer Fund	MO	$ 40,000.00	8000/yr	
61	PW - Sewer	Building Upgrades	Sewer Fund	MO	$ 25,000.00	5000/yr	
62	PW - Sewer	Replace Filter Fabric (tertiary filters)	Sewer Fund	MO	$ 20,000.00	$ 20,000.00	
63	PW - Sewer	Pump Station Rehab, Phase 2&3	USDA RDS	MP	$ 5,000,000.00		
64	PW - Sewer	Replace Spray Rig	Sewer Fund	MO	$ 10,000.00	$ 10,000.00	
65	PW - Sewer	New Transfer truck and trailer	Sewer Fund	MO	$ 75,000.00		
66	PW - Sewer	Replace Front Loader	Sewer Fund	MO	$ 40,000.00	$ 40,000.00	
67	PW - Sewer	Master Plan Update	Gen. Fund, Development Fees	RE	$ 35,000.00		
68	PW - Sewer	Replace trash pumps	Sewer Fund	MO		$ 3,500.00	
69	PW - Sewer	Replace Backhoe/loader (1/2)	Sewer Fund	MO	$ 50,000.00		
70	PW - Sewer	Replace flail mower	Sewer Fund	MO	$ 5,000.00		
71	PW - Sewer	Replace Biolac diffusers	Sewer Fund	MO		$ 20,000.00	
72	PW - Sewer	Replace Diesel tractor	Sewer Fund	MO		$ 15,000.00	
73	PW - Sewer	Replace dump truck (50/50)	Sewer Fund	MO		$ 45,000.00	
74	PW - Sewer	Replace Side-by-side utility Gator	Sewer Fund	MO		$ 16,000.00	
75	PW - Water	2" & 4" Mainline upgrades	Water Fund	MO	$ 100,000.00	20000/yr	
76	PW - Water	3/4 ton truck w/ hoist	Water Fund	MO		$ 20,000.00	
77	PW - Water	Building Upgrades	Water Fund	MO	$ 25,000.00	5000/yr	

	A	B	C	D	E	F	G
78	**City of Colusa - Capital Funding Goals**						
79	[1] MP = Identified in Master Plan, MO = regular maintenance and repair, AU = service or facility augmentation, RE - Regulatory requirement ([2] generates ongoing						
80							
81	**Department**	**Item**	**Possible Funding Sources**	**Reason[1]**	**FY 20-21 - FY 26/27**	**FY 26/27 or later**	**Notes**
82	PW - Water	Design, Well Rehab & New Well	Grant	MP	$ 960,000.00		
83	PW - Water	Replace Water Meters	Prop 218	MO	$ 50,000.00	50000/yr	
84	PW - Water	Replace Fire Hydrants	Water Fund	MO	$ 40,000.00	8000/yr	
85	PW - Water	New emergency generator at wells	Water Fund	MO		$ 95,000.00	
86	PW - Water	New 1/2 Ton Pickup	Water Fund	MO	$ 50,000.00		
87	PW - Water	Master Plan Update	General Fund, Dev. Fees	RE			
88	PW - Water	New Well Construction (x2)	USDA RDS	MP	$ 2,300,000.00		
89	PW - Water	Backhoe/loader (50/50)	Water Fund	MO		$ 50,000.00	
90	PW - Water	Replace Water Vacuum	Water Fund	MO	$ 100,000.00		
91	PW - Water	Replace Dump truck (50/50)	Water Fund	MO		$ 45,000.00	
92				**TOTAL:**	**$ 11,560,905.00**	**$ 6,932,449.00**	
93							

City of Colusa, CA

Budget Report
Account Summary
For Fiscal: 2026-2027 Period Ending: 06/30/2027

		Original Total Budget	Current Total Budget	Period Activity	Fiscal Activity	Variance Favorable (Unfavorable)	Percent Remaining
Fund: 101 - General Fund							
101-41100	CY Sec Prop Tax	1,301,340.00	1,301,340.00	0.00	0.00	-1,301,340.00	100.00 %
101-41108	County In Lieu	500.00	500.00	0.00	0.00	-500.00	100.00 %
101-41110	CY Unsec Pr Tax	101,951.00	101,951.00	0.00	0.00	-101,951.00	100.00 %
101-41120	Sup Sec Prop Tx	8,332.00	8,332.00	0.00	0.00	-8,332.00	100.00 %
101-41130	Sup Uns Prop Tx	832.00	832.00	0.00	0.00	-832.00	100.00 %
101-41140	PY Sec Prop Tax	1,250.00	1,250.00	0.00	0.00	-1,250.00	100.00 %
101-41150	PY Uns Prop Tax	582.00	582.00	0.00	0.00	-582.00	100.00 %
101-41152	Prop.Tax VLF in	870,365.00	870,365.00	0.00	0.00	-870,365.00	100.00 %
101-41160	H/O Exemption	7,416.00	7,416.00	0.00	0.00	-7,416.00	100.00 %
101-41180	Prop Tax Int/Pn	4,166.00	4,166.00	0.00	0.00	-4,166.00	100.00 %
101-41200	Retail Sales Tx	1,380,000.00	1,380,000.00	0.00	140,203.23	-1,239,796.77	89.84 %
101-41201	Trans/Mes.B Tax	1,050,700.00	1,050,700.00	0.00	114,397.16	-936,302.84	89.11 %
101-41300	Tran Occup Tax	24,000.00	24,000.00	0.00	4,821.73	-19,178.27	79.91 %
101-41410	Gas Franchise	35,000.00	35,000.00	0.00	0.00	-35,000.00	100.00 %
101-41420	Elec Franchise	75,000.00	75,000.00	0.00	0.00	-75,000.00	100.00 %
101-41430	Cable Franchise	30,000.00	30,000.00	0.00	0.00	-30,000.00	100.00 %
101-41435	GARB. FRANCHISE	180,000.00	180,000.00	0.00	0.00	-180,000.00	100.00 %
101-41436	GARB. DEL ACCTS	0.00	0.00	0.00	43,490.36	43,490.36	0.00 %
101-41438	DISABILITY ACC	2,500.00	2,500.00	0.00	1,908.00	-592.00	23.68 %
101-41439	Business Lic.	1,500.00	1,500.00	0.00	7,726.99	6,226.99	515.13 %
101-41500	Busn License	70,000.00	70,000.00	0.00	46,857.98	-23,142.02	33.06 %
101-41600	Doc Stamps	15,000.00	15,000.00	0.00	5,100.69	-9,899.31	66.00 %
101-43100	Building Permit	135,000.00	135,000.00	0.00	55,289.34	-79,710.66	59.04 %
101-43101	Blvd. Rev. Fund	1,000.00	1,000.00	0.00	218.00	-782.00	78.20 %
101-43102	SEISMIC FEE	2,500.00	2,500.00	0.00	849.52	-1,650.48	66.02 %
101-43300	Encr Permits	6,000.00	6,000.00	0.00	800.00	-5,200.00	86.67 %
101-43600	Weapons Permits	8,000.00	8,000.00	0.00	1,718.00	-6,282.00	78.53 %
101-44200	Parking Cit	2,000.00	2,000.00	0.00	1,006.00	-994.00	49.70 %
101-44300	Non-Traffic Fin	13,000.00	13,000.00	0.00	5,881.44	-7,118.56	54.76 %
101-45100	Interest Earned	77,000.00	77,000.00	0.00	3,548.81	-73,451.19	95.39 %
101-45300	City Hall Rent	65,000.00	65,000.00	0.00	30,762.30	-34,237.70	52.67 %
101-46100	Motor Veh Lic	8,000.00	8,000.00	0.00	10,710.48	2,710.48	133.88 %
101-46140	POST Reimb	3,000.00	3,000.00	0.00	1,991.20	-1,008.80	33.63 %
101-46170	P172 Sales Tax	30,000.00	30,000.00	0.00	0.00	-30,000.00	100.00 %
101-46180	DHHS GRANT-710	10,000.00	10,000.00	0.00	0.00	-10,000.00	100.00 %
101-46300	State Hwy Maint	28,000.00	28,000.00	0.00	0.00	-28,000.00	100.00 %
101-46601	State Grant	113,150.00	113,150.00	0.00	1,722,520.04	1,609,370.04	1,522.33 %
101-46602	Other Grants	0.00	0.00	0.00	3,000.00	3,000.00	0.00 %
101-47100	PD-Vehicle Stor	4,500.00	4,500.00	0.00	500.00	-4,000.00	88.89 %
101-47110	PD-Reports	200.00	200.00	0.00	28.00	-172.00	86.00 %
101-47130	PD-Emer Cost Re	100.00	100.00	0.00	0.00	-100.00	100.00 %
101-47150	PD County Reimb	300.00	300.00	0.00	212.50	-87.50	29.17 %
101-47210	FD-Inspections	7,000.00	7,000.00	0.00	2,278.00	-4,722.00	67.46 %
101-47300	PL-Subdiv Maps	16,666.00	16,666.00	0.00	0.00	-16,666.00	100.00 %
101-47305	PL-PLAN CHECK	29,166.00	29,166.00	0.00	0.00	-29,166.00	100.00 %
101-47310	PL-Application	10,000.00	10,000.00	0.00	1,650.00	-8,350.00	83.50 %
101-47320	PL-Parcel Maps	1,000.00	1,000.00	0.00	0.00	-1,000.00	100.00 %
101-47400	BL-Plan Check	62,500.00	62,500.00	0.00	21,943.98	-40,556.02	64.89 %
101-47500	Recreation Rev	47,500.00	47,500.00	0.00	16,909.02	-30,590.98	64.40 %
101-47501	Economic Development Revenue	0.00	0.00	0.00	2,175.00	2,175.00	0.00 %
101-47502	Rec.Events Rev & Sponsorship	0.00	0.00	0.00	7,486.00	7,486.00	0.00 %

		Original Total Budget	Current Total Budget	Period Activity	Fiscal Activity	Variance Favorable (Unfavorable)	Percent Remaining
101-47503	Scout Cabin	16,000.00	16,000.00	0.00	3,350.00	-12,650.00	79.06 %
101-47530	Colusa Daze	2,082.00	2,082.00	0.00	900.00	-1,182.00	56.77 %
101-47920	Admin Svc Chg	40.00	40.00	0.00	0.00	-40.00	100.00 %
101-49100	Sale of Proprty	832.00	832.00	0.00	0.00	-832.00	100.00 %
101-49210	Eco.D Donations	0.00	0.00	0.00	1,000.00	1,000.00	0.00 %
101-49220	PK-REC DONATION	3,000.00	3,000.00	0.00	300.00	-2,700.00	90.00 %
101-49400	GF- Other Refunds/Reimbursements	0.00	0.00	0.00	5,590.22	5,590.22	0.00 %
101-49900	Misc Revenues	33,332.00	33,332.00	0.00	2,227.01	-31,104.99	93.32 %
101-49903	Credit Card Fee	5,000.00	5,000.00	0.00	9,067.88	4,067.88	181.36 %
101-49981	Shortage/Overag	100.00	100.00	0.00	0.00	-100.00	100.00 %
Dept: 110 - City Clerk							
101-50100-110	Salaries/Perm - City Clerk	36,600.00	36,600.00	0.00	12,000.00	24,600.00	67.21 %
101-50110-110	FICA/MEDICARE - City Clerk	2,269.20	2,269.20	0.00	933.32	1,335.88	58.87 %
101-50111-110	Medicare - City Clerk	530.70	530.70	0.00	0.00	530.70	100.00 %
101-50520-110	PERS Retirement - City Clerk	4,521.60	4,521.60	0.00	1,136.84	3,384.76	74.86 %
101-50521-110	PERS UAL - City Clerk	22,970.07	22,970.07	0.00	8,209.98	14,760.09	64.26 %
101-50800-110	Salary Transfer - City Clerk	-44,148.44	-44,148.44	0.00	0.00	-44,148.44	100.00 %
101-51150-110	Workers Comp. - City Clerk	2,251.70	2,251.70	0.00	1,125.86	1,125.84	50.00 %
101-51300-110	Training/Travel - City Clerk	1,000.00	1,000.00	0.00	446.13	553.87	55.39 %
101-52100-110	Office Expense - City Clerk	1,000.00	1,000.00	0.00	1,766.67	-766.67	-76.67 %
101-52500-110	Prof Services - City Clerk	15,300.00	15,300.00	0.00	0.00	15,300.00	100.00 %
101-52850-110	Dues/Membershps - City Clerk	900.00	900.00	0.00	300.00	600.00	66.67 %
101-53100-110	Advertising - City Clerk	100.00	100.00	0.00	0.00	100.00	100.00 %
101-53200-110	Communications - City Clerk	600.00	600.00	0.00	339.66	260.34	43.39 %
	Dept: 110 - City Clerk Total:	**43,894.83**	**43,894.83**	**0.00**	**26,258.46**	**17,636.37**	**40.18%**
Dept: 120 - City Council							
101-50100-120	Salaries/Perm - City Council	57,000.00	57,000.00	0.00	6,460.00	50,540.00	88.67 %
101-50110-120	FICA/MEDICARE - City Council	3,534.00	3,534.00	0.00	494.40	3,039.60	86.01 %
101-50111-120	Medicare - City Council	826.50	826.50	0.00	0.00	826.50	100.00 %
101-50800-120	Salary Transfer - City Council	-40,497.93	-40,497.93	0.00	0.00	-40,497.93	100.00 %
101-51300-120	Training/Travel - City Council	4,500.00	4,500.00	0.00	33.21	4,466.79	99.26 %
101-52110-120	Supplies - City Council	50.00	50.00	0.00	0.00	50.00	100.00 %
101-52160-120	Plaques/Awards - City Council	200.00	200.00	0.00	0.00	200.00	100.00 %
101-52850-120	Dues/Membershps - City Council	200.00	200.00	0.00	0.00	200.00	100.00 %
101-53100-120	Advertising - City Council	0.00	0.00	0.00	135.00	-135.00	0.00 %
101-53800-120	Misc Expense - City Council	3,267.00	3,267.00	0.00	0.00	3,267.00	100.00 %
	Dept: 120 - City Council Total:	**29,079.57**	**29,079.57**	**0.00**	**7,122.61**	**21,956.96**	**75.51%**
Dept: 130 - City Treasurer							
101-50100-130	Salaries/Perm - City Treasurer	8,400.00	8,400.00	0.00	952.00	7,448.00	88.67 %
101-50110-130	FICA/MEDICARE - City Treasurer	520.80	520.80	0.00	72.84	447.96	86.01 %
101-50111-130	Medicare - City Treasurer	121.80	121.80	0.00	0.00	121.80	100.00 %
101-50800-130	Salary Transfer - City Treasurer	-5,968.12	-5,968.12	0.00	0.00	-5,968.12	100.00 %
	Dept: 130 - City Treasurer Total:	**3,074.48**	**3,074.48**	**0.00**	**1,024.84**	**2,049.64**	**66.67%**
Dept: 210 - Administrative Services							
101-50100-210	Salaries/Perm - Admin. Services	364,929.60	364,929.60	0.00	39,795.09	325,134.51	89.10 %
101-50110-210	FICA/MEDICARE - Admin. Services	28,678.11	28,678.11	0.00	2,583.04	26,095.07	90.99 %
101-50111-210	Medicare - Admin. Services	5,445.18	5,445.18	0.00	0.00	5,445.18	100.00 %
101-50520-210	PERS Retirement - Admin. Services	38,178.77	38,178.77	0.00	4,409.71	33,769.06	88.45 %
101-50521-210	PERS UAL - Admin. Services	45,940.15	45,940.15	0.00	17,973.50	27,966.65	60.88 %
101-50525-210	PERS Health - Admin. Services	65,633.65	65,633.65	0.00	6,643.61	58,990.04	89.88 %
101-50530-210	DENTAL,VISION, - Admin. Services	1,785.84	1,785.84	0.00	509.10	1,276.74	71.49 %
101-50532-210	Vision - Admin. Services	340.32	340.32	0.00	41.41	298.91	87.83 %
101-50533-210	LIFE INSURANCE - Admin. Services	348.00	348.00	0.00	49.95	298.05	85.65 %
101-50535-210	SUPPLE. INS. - Admin. Services	72.00	72.00	0.00	29.67	42.33	58.79 %
101-50800-210	Salary Transfer - Admin. Services	-374,751.85	-374,751.85	0.00	0.00	-374,751.85	100.00 %
101-51150-210	Workers Comp. - Admin. Services	11,579.03	11,579.03	0.00	5,789.52	5,789.51	50.00 %
101-51300-210	Training/Travel - Admin. Services	5,000.00	5,000.00	0.00	38.95	4,961.05	99.22 %

		Original Total Budget	Current Total Budget	Period Activity	Fiscal Activity	Variance Favorable (Unfavorable)	Percent Remaining
101-52100-210	Office Expense - Admin. Services	5,000.00	5,000.00	0.00	955.68	4,044.32	80.89 %
101-52110-210	Supplies - Admin. Services	5,000.00	5,000.00	0.00	0.00	5,000.00	100.00 %
101-52500-210	Prof Services - Admin. Services	35,000.00	35,000.00	0.00	471.30	34,528.70	98.65 %
101-52700-210	Building Maint - Admin. Services	500.00	500.00	0.00	0.00	500.00	100.00 %
101-52850-210	Dues/Memberships - Admin. Services	1,000.00	1,000.00	0.00	300.00	700.00	70.00 %
101-53100-210	Advertising - Admin. Services	500.00	500.00	0.00	75.00	425.00	85.00 %
101-53200-210	Communications - Admin. Services	1,500.00	1,500.00	0.00	485.97	1,014.03	67.60 %
101-53800-210	Misc Expense - Admin. Services	500.00	500.00	0.00	16.30	483.70	96.74 %
	Dept: 210 - Administrative Services Total:	**242,178.80**	**242,178.80**	**0.00**	**80,167.80**	**162,011.00**	**66.90%**
Dept: 215 - Econ.Development							
101-52500-215	Prof Services - Econ.Developmt	2,000.00	2,000.00	0.00	216.00	1,784.00	89.20 %
101-53100-215	Advertising - Econ.Developmt	1,000.00	1,000.00	0.00	0.00	1,000.00	100.00 %
101-53200-215	Communications - Econ.Developmt	500.00	500.00	0.00	139.66	360.34	72.07 %
101-53300-215	Rents & Leases - Econ.Developmt	3,400.00	3,400.00	0.00	828.65	2,571.35	75.63 %
101-53400-215	Contributions - Econ.Developmt	50,000.00	50,000.00	0.00	4,000.00	46,000.00	92.00 %
101-53601-215	ECO/Trsm Expens - Econ.Developmt	10,000.00	10,000.00	0.00	2,289.22	7,710.78	77.11 %
101-60004-215	Capital Outlay	113,150.00	113,150.00	0.00	0.00	113,150.00	100.00 %
	Dept: 215 - Econ.Development Total:	**180,050.00**	**180,050.00**	**0.00**	**7,473.53**	**172,576.47**	**95.85%**
Dept: 216 - PERILLI BLDG							
101-59100-216	Loan Principal - PERILLI BLDG	34,663.00	34,663.00	0.00	0.00	34,663.00	100.00 %
101-59200-216	Loan Interest - PERILLI BLDG	17,769.00	17,769.00	0.00	0.00	17,769.00	100.00 %
101-60001-216	PIRELLI CABLE - PERILLI BLDG	0.00	0.00	0.00	121.80	-121.80	0.00 %
	Dept: 216 - PERILLI BLDG Total:	**52,432.00**	**52,432.00**	**0.00**	**121.80**	**52,310.20**	**99.77%**
Dept: 220 - Planning							
101-50535-220	SUPPLE. INS. - Planning	0.00	0.00	0.00	29.67	-29.67	0.00 %
101-51300-220	Training/Travel - Planning	500.00	500.00	0.00	0.00	500.00	100.00 %
101-52100-220	Office Expense - Planning	500.00	500.00	0.00	50.78	449.22	89.84 %
101-52110-220	Supplies - Planning	200.00	200.00	0.00	0.00	200.00	100.00 %
101-52500-220	Prof Services - Planning	120,000.00	120,000.00	0.00	27,830.00	92,170.00	76.81 %
101-53100-220	Advertising - Planning	1,500.00	1,500.00	0.00	210.00	1,290.00	86.00 %
101-53200-220	Communications - Planning	750.00	750.00	0.00	139.66	610.34	81.38 %
101-53300-220	Rents & Leases - Planning	3,500.00	3,500.00	0.00	828.65	2,671.35	76.32 %
101-53800-220	Misc Expense - Planning	800.00	800.00	0.00	0.00	800.00	100.00 %
	Dept: 220 - Planning Total:	**127,750.00**	**127,750.00**	**0.00**	**29,088.76**	**98,661.24**	**77.23%**
Dept: 225 - Code Enforcement							
101-51150-225	Workers Comp. - Code Enforcemt	0.00	0.00	0.00	2,474.76	-2,474.76	0.00 %
	Dept: 225 - Code Enforcement Total:	**0.00**	**0.00**	**0.00**	**2,474.76**	**-2,474.76**	**0.00%**
Dept: 230 - Finance							
101-50100-230	Salaries/Perm - Finance	335,773.50	335,773.50	0.00	17,960.64	317,812.86	94.65 %
101-50110-230	FICA/MEDICARE - Finance	21,561.96	21,561.96	0.00	1,406.10	20,155.86	93.48 %
101-50111-230	Medicare - Finance	5,042.72	5,042.72	0.00	0.00	5,042.72	100.00 %
101-50300-230	Overtime - Finance	12,000.00	12,000.00	0.00	400.00	11,600.00	96.67 %
101-50520-230	PERS Retirement - Finance	30,029.55	30,029.55	0.00	1,396.81	28,632.74	95.35 %
101-50521-230	PERS UAL - Finance	91,880.29	91,880.29	0.00	35,947.01	55,933.28	60.88 %
101-50525-230	PERS HEALTH - Finance	131,267.30	131,267.30	0.00	5,896.51	125,370.79	95.51 %
101-50530-230	DENTAL,VISION, - Finance	9,678.96	9,678.96	0.00	512.33	9,166.63	94.71 %
101-50532-230	Vision - Finance	902.04	902.04	0.00	36.43	865.61	95.96 %
101-50533-230	Life Insurance - Finance	696.00	696.00	0.00	36.36	659.64	94.78 %
101-50535-230	SUPPLE. INS. - Finance	144.00	144.00	0.00	118.35	25.65	17.81 %
101-50800-230	Salary Transfer - Finance	-455,361.10	-455,361.10	0.00	0.00	-455,361.10	100.00 %
101-51150-230	Workers Comp. - Finance	21,509.22	21,509.22	0.00	10,754.60	10,754.62	50.00 %
101-51160-230	Retiree Health - Finance	30,660.00	30,660.00	0.00	5,064.12	25,595.88	83.48 %
101-51300-230	Training/Travel - Finance	800.00	800.00	0.00	33.20	766.80	95.85 %
101-52100-230	Office Expense - Finance	20,000.00	20,000.00	0.00	1,758.73	18,241.27	91.21 %
101-52160-230	Plaques/Awards - Finance	100.00	100.00	0.00	0.00	100.00	100.00 %
101-52180-230	Small Tools - Finance	100.00	100.00	0.00	0.00	100.00	100.00 %
101-52400-230	Fees & Permits - Finance	200.00	200.00	0.00	401.38	-201.38	-100.69 %

		Original Total Budget	Current Total Budget	Period Activity	Fiscal Activity	Variance Favorable (Unfavorable)	Percent Remaining
101-52500-230	Prof Services - Finance	61,000.00	61,000.00	0.00	4,501.66	56,498.34	92.62 %
101-52800-230	Insurance/Bonds - Finance	282,630.50	282,630.50	0.00	274,630.50	8,000.00	2.83 %
101-52850-230	Dues/Membershps - Finance	7,000.00	7,000.00	0.00	0.00	7,000.00	100.00 %
101-53100-230	Advertising - Finance	1,000.00	1,000.00	0.00	105.00	895.00	89.50 %
101-53200-230	Communications - Finance	8,500.00	8,500.00	0.00	1,189.43	7,310.57	86.01 %
101-53300-230	Rents & Leases - Finance	7,500.00	7,500.00	0.00	4,828.62	2,671.38	35.62 %
101-53800-230	Misc Expense - Finance	5,000.00	5,000.00	0.00	1,778.42	3,221.58	64.43 %
101-53801-230	Finance credit card Fee	500.00	500.00	0.00	286.35	213.65	42.73 %
101-55890-230	CO.REVENUE AGRE - Finance	70,000.00	70,000.00	0.00	0.00	70,000.00	100.00 %
101-55891-230	GARB. LEINS - Finance	60,000.00	60,000.00	0.00	0.00	60,000.00	100.00 %
101-55902-230	OPEB Funding - Finance	108,636.00	108,636.00	0.00	0.00	108,636.00	100.00 %
	Dept: 230 - Finance Total:	**868,750.94**	**868,750.94**	**0.00**	**369,042.55**	**499,708.39**	**57.52%**
Dept: 231 - American Relief Plan Act.							
101-52500-231	Prof Services - ARPA	50,000.00	50,000.00	0.00	7,585.00	42,415.00	84.83 %
	Dept: 231 - American Relief Plan Act. Total:	**50,000.00**	**50,000.00**	**0.00**	**7,585.00**	**42,415.00**	**84.83%**
Dept: 240 - City Attorney							
101-52500-240	Prof Services - City Attorney	40,000.00	40,000.00	0.00	4,087.56	35,912.44	89.78 %
	Dept: 240 - City Attorney Total:	**40,000.00**	**40,000.00**	**0.00**	**4,087.56**	**35,912.44**	**89.78%**
Dept: 310 - Building Inspector							
101-52400-310	Fees & Permits - Bldg. Inspector	3,000.00	3,000.00	0.00	963.69	2,036.31	67.88 %
101-52500-310	Prof Services - Bldg. Inspector	100,000.00	100,000.00	0.00	24,194.30	75,805.70	75.81 %
101-52720-310	Equip Maint - Bldg. Inspector	450.00	450.00	0.00	0.00	450.00	100.00 %
101-52800-310	Insurance/Bonds - Bldg. Inspector	0.00	0.00	0.00	183.20	-183.20	0.00 %
101-52850-310	Dues/Membershps - Bldg. Inspector	200.00	200.00	0.00	0.00	200.00	100.00 %
101-53200-310	Communications - Bldg. Inspector	850.00	850.00	0.00	139.66	710.34	83.57 %
101-53800-310	Misc Expense - Bldg. Inspector	500.00	500.00	0.00	0.00	500.00	100.00 %
	Dept: 310 - Building Inspector Total:	**105,000.00**	**105,000.00**	**0.00**	**25,480.85**	**79,519.15**	**75.73%**
Dept: 320 - Fire Department							
101-50100-320	Salaries/Perm - Fire	516,657.00	516,657.00	0.00	154,899.03	361,757.97	70.02 %
101-50110-320	FICA/MEDICARE - Fire	36,335.60	36,335.60	0.00	13,336.40	22,999.20	63.30 %
101-50111-320	MEDICARE - Fire	8,497.84	8,497.84	0.00	0.00	8,497.84	100.00 %
101-50300-320	Overtime - Fire	44,500.00	44,500.00	0.00	11,785.76	32,714.24	73.52 %
101-50310-320	Holiday O/T - Fire	16,361.00	16,361.00	0.00	5,180.63	11,180.37	68.34 %
101-50320-320	FLSA O/T - Fire	4,250.00	4,250.00	0.00	1,166.67	3,083.33	72.55 %
101-50520-320	PERS RETIREMENT - Fire	85,995.67	85,995.67	0.00	29,402.15	56,593.52	65.81 %
101-50521-320	PERS UAL - Fire	137,820.44	137,820.44	0.00	144,882.00	-7,061.56	-5.12 %
101-50525-320	PERS Health - Fire	196,900.96	196,900.96	0.00	47,364.43	149,536.53	75.95 %
101-50530-320	DENTAL,VISION, - Fire	14,201.04	14,201.04	0.00	4,350.16	9,850.88	69.37 %
101-50532-320	Vision - Fire	1,314.36	1,314.36	0.00	377.04	937.32	71.31 %
101-50533-320	LIFE INSURANCE - Fire	1,044.00	1,044.00	0.00	346.80	697.20	66.78 %
101-50535-320	SUPPLE. INS. - Fire	216.00	216.00	0.00	178.02	37.98	17.58 %
101-50710-320	Uniform Allow. - Fire	3,900.00	3,900.00	0.00	1,300.00	2,600.00	66.67 %
101-51150-320	Workers Comp. - Fire	38,137.71	38,137.71	0.00	19,068.86	19,068.85	50.00 %
101-51200-320	Clothing/Per Ex - Fire	2,000.00	2,000.00	0.00	3,518.13	-1,518.13	-75.91 %
101-51300-320	Training/Travel - Fire	10,000.00	10,000.00	0.00	1,573.37	8,426.63	84.27 %
101-51400-320	Suppl Medical - Fire	2,500.00	2,500.00	0.00	189.00	2,311.00	92.44 %
101-52100-320	Office Expense - Fire	1,000.00	1,000.00	0.00	114.32	885.68	88.57 %
101-52150-320	Med Supplies - Fire	11,000.00	11,000.00	0.00	2,191.65	8,808.35	80.08 %
101-52160-320	Plaques/Awards - Fire	100.00	100.00	0.00	311.19	-211.19	-211.19 %
101-52170-320	Public Educatn - Fire	2,000.00	2,000.00	0.00	1,569.27	430.73	21.54 %
101-52190-320	Patches/Badges - Fire	0.00	0.00	0.00	1,462.26	-1,462.26	0.00 %
101-52200-320	Safety Equipmnt - Fire	2,500.00	2,500.00	0.00	832.52	1,667.48	66.70 %
101-52270-320	Fuel - Fire	13,000.00	13,000.00	0.00	4,494.55	8,505.45	65.43 %
101-52500-320	Prof Services - Fire	4,000.00	4,000.00	0.00	1,672.32	2,327.68	58.19 %
101-52600-320	Utilities - Fire	35,500.00	35,500.00	0.00	9,888.38	25,611.62	72.15 %
101-52700-320	Building Maint - Fire	5,000.00	5,000.00	0.00	1,649.69	3,350.31	67.01 %
101-52720-320	Equip Maint - Fire	30,000.00	30,000.00	0.00	7,366.69	22,633.31	75.44 %

		Original Total Budget	Current Total Budget	Period Activity	Fiscal Activity	Variance Favorable (Unfavorable)	Percent Remaining
101-52800-320	Insurance/Bonds - Fire	12,813.00	12,813.00	0.00	3,008.62	9,804.38	76.52 %
101-52850-320	Dues/Membershps - Fire	6,000.00	6,000.00	0.00	0.00	6,000.00	100.00 %
101-53200-320	Communications - Fire	6,000.00	6,000.00	0.00	2,600.72	3,399.28	56.65 %
101-53800-320	Misc Expense - Fire	2,000.00	2,000.00	0.00	294.88	1,705.12	85.26 %
101-57100-320	Mach & Equip - Fire	5,000.00	5,000.00	0.00	0.00	5,000.00	100.00 %
	Dept: 320 - Fire Department Total:	**1,256,544.62**	**1,256,544.62**	**0.00**	**476,375.51**	**780,169.11**	**62.09%**
Dept: 610 - City Hall							
101-52100-610	Office Expense - City Hall	2,000.00	2,000.00	0.00	0.00	2,000.00	100.00 %
101-52110-610	Supplies - City Hall	1,000.00	1,000.00	0.00	328.54	671.46	67.15 %
101-52290-610	Fire Prevention - City Hall	500.00	500.00	0.00	0.00	500.00	100.00 %
101-52600-610	Utilities - City Hall	60,000.00	60,000.00	0.00	9,640.16	50,359.84	83.93 %
101-52700-610	Building Maint - City Hall	4,500.00	4,500.00	0.00	233.00	4,267.00	94.82 %
101-53100-610	Advertising City Hall	200.00	200.00	0.00	0.00	200.00	100.00 %
	Dept: 610 - City Hall Total:	**68,200.00**	**68,200.00**	**0.00**	**10,201.70**	**57,998.30**	**85.04%**
Dept: 620 - City Engineer							
101-52500-620	Prof Services - City Engineer	40,000.00	40,000.00	0.00	462.10	39,537.90	98.84 %
101-62631-620	Wescott Road - City Engineer	0.00	0.00	0.00	40,561.73	-40,561.73	0.00 %
	Dept: 620 - City Engineer Total:	**40,000.00**	**40,000.00**	**0.00**	**41,023.83**	**-1,023.83**	**-2.56%**
Dept: 630 - Street Department							
101-50100-630	Salaries/Perm - Street Dept.	351,919.40	351,919.40	0.00	98,095.78	253,823.62	72.13 %
101-50110-630	FICA/MEDICARE - Street Dept.	25,619.20	25,619.20	0.00	8,863.28	16,755.92	65.40 %
101-50111-630	Medicare - Street Dept.	5,827.83	5,827.83	0.00	0.00	5,827.83	100.00 %
101-50300-630	Overtime - Street Dept.	48,000.00	48,000.00	0.00	15,493.08	32,506.92	67.72 %
101-50310-630	Holiday O/T - Street Dept.	2,000.00	2,000.00	0.00	2,271.09	-271.09	-13.55 %
101-50520-630	PERS Retirement - Street Dept.	31,447.03	31,447.03	0.00	7,194.63	24,252.40	77.12 %
101-50521-630	PERS UAL - Street Dept.	137,820.44	137,820.44	0.00	144,882.00	-7,061.56	-5.12 %
101-50525-630	PERS HEALTH - Street Dept.	196,900.96	196,900.96	0.00	42,517.32	154,383.64	78.41 %
101-50530-630	DENTAL,VISION, - Street Dept.	10,421.88	10,421.88	0.00	3,633.24	6,788.64	65.14 %
101-50532-630	VISION - Street Dept.	705.72	705.72	0.00	250.32	455.40	64.53 %
101-50533-630	Life Insurance - Street Dept.	1,044.00	1,044.00	0.00	346.80	697.20	66.78 %
101-50535-630	SUPPLE. INS. - Street Dept.	216.00	216.00	0.00	148.35	67.65	31.32 %
101-50800-630	Salary Transfer - Street Dept.	-140,000.00	-140,000.00	0.00	0.00	-140,000.00	100.00 %
101-51150-630	Workers Comp. - Street Dept.	29,517.83	29,517.83	0.00	14,758.92	14,758.91	50.00 %
101-51170-630	Gym Membership - Street Dept.	0.00	0.00	0.00	135.00	-135.00	0.00 %
101-51200-630	Clothing/Per Ex - Street Dept.	5,000.00	5,000.00	0.00	1,598.73	3,401.27	68.03 %
101-51300-630	Training/Travel - Street Dept.	1,500.00	1,500.00	0.00	33.20	1,466.80	97.79 %
101-52100-630	Office Expense - Street Dept.	2,000.00	2,000.00	0.00	332.04	1,667.96	83.40 %
101-52110-630	Supplies - Street Dept.	15,000.00	15,000.00	0.00	4,826.52	10,173.48	67.82 %
101-52150-630	Med Supplies - Street Dept.	1,500.00	1,500.00	0.00	479.36	1,020.64	68.04 %
101-52160-630	Plaques/Awards - Street Dept.	300.00	300.00	0.00	0.00	300.00	100.00 %
101-52180-630	Small Tools - Street Dept.	1,500.00	1,500.00	0.00	0.00	1,500.00	100.00 %
101-52200-630	Safety Equipmnt - Street Dept.	1,000.00	1,000.00	0.00	22.82	977.18	97.72 %
101-52230-630	Signs - Street Dept.	200.00	200.00	0.00	75.49	124.51	62.26 %
101-52260-630	Chemicals - Street Dept.	2,000.00	2,000.00	0.00	0.00	2,000.00	100.00 %
101-52270-630	Fuel - Street Dept.	37,000.00	37,000.00	0.00	12,690.43	24,309.57	65.70 %
101-52280-630	Tires - Street Dept.	3,000.00	3,000.00	0.00	0.00	3,000.00	100.00 %
101-52400-630	Fees & Permits - Street Dept.	4,000.00	4,000.00	0.00	0.00	4,000.00	100.00 %
101-52500-630	Prof Services - Street Dept.	2,000.00	2,000.00	0.00	1,958.40	41.60	2.08 %
101-52600-630	Utilities - Street Dept.	14,000.00	14,000.00	0.00	2,130.19	11,869.81	84.78 %
101-52700-630	Building Maint - Street Dept.	4,000.00	4,000.00	0.00	4,524.31	-524.31	-13.11 %
101-52720-630	Equip Maint - Street Dept.	55,000.00	55,000.00	0.00	15,350.58	39,649.42	72.09 %
101-52740-630	Sidewalk Maint - Street Dept.	3,000.00	3,000.00	0.00	0.00	3,000.00	100.00 %
101-52750-630	Storm Dr Maint - Street Dept.	4,000.00	4,000.00	0.00	0.00	4,000.00	100.00 %
101-52850-630	Dues/Membershps - Street Dept.	500.00	500.00	0.00	0.00	500.00	100.00 %
101-53100-630	Advertising - Street Dept.	100.00	100.00	0.00	180.00	-80.00	-80.00 %
101-53200-630	Communications - Street Dept.	5,000.00	5,000.00	0.00	1,232.86	3,767.14	75.34 %
101-53300-630	Rents & Leases - Street Dept.	1,200.00	1,200.00	0.00	175.20	1,024.80	85.40 %

		Original Total Budget	Current Total Budget	Period Activity	Fiscal Activity	Variance Favorable (Unfavorable)	Percent Remaining
101-53800-630	Misc Expense - Street Dept.	1,000.00	1,000.00	0.00	67.50	932.50	93.25 %
101-57100-630	Mach & Equip - Street Dept.	25,000.00	25,000.00	0.00	0.00	25,000.00	100.00 %
101-62631-630	Wescott Road - Street Dept.	0.00	0.00	0.00	445,647.53	-445,647.53	0.00 %
	Dept: 630 - Street Department Total:	**890,240.29**	**890,240.29**	**0.00**	**829,914.97**	**60,325.32**	**6.78%**
Dept: 640 - Recreation Department							
101-50100-640	Salaries/Perm - Recreation	70,908.00	70,908.00	0.00	23,636.00	47,272.00	66.67 %
101-50110-640	Fica/Medicare - Recreation	5,644.28	5,644.28	0.00	1,808.16	3,836.12	67.96 %
101-50111-640	Medicare - Recreation	507.50	507.50	0.00	0.00	507.50	100.00 %
101-50520-640	PERS Retirement - Recreation	5,623.00	5,623.00	0.00	1,865.52	3,757.48	66.82 %
101-50521-640	PERS UAL - Recreation	22,970.07	22,970.07	0.00	24,147.00	-1,176.93	-5.12 %
101-50525-640	PERS Health - Recreation	32,816.83	32,816.83	0.00	10,418.04	22,398.79	68.25 %
101-50530-640	DENTAL,VISION, - Recreation	2,687.76	2,687.76	0.00	952.48	1,735.28	64.56 %
101-50532-640	VISION - Recreation	243.96	243.96	0.00	78.96	165.00	67.63 %
101-50533-640	LIFE INSURANCE - Recreation	174.00	174.00	0.00	57.80	116.20	66.78 %
101-50535-640	SUPPLE. INS. - Recreation	36.00	36.00	0.00	29.67	6.33	17.58 %
101-51140-640	Unemployment - Recreation	2,000.00	2,000.00	0.00	0.00	2,000.00	100.00 %
101-51150-640	Workers Comp. - Recreation	4,784.45	4,784.45	0.00	2,392.22	2,392.23	50.00 %
101-51200-640	Clothing/Per Ex - Recreation	200.00	200.00	0.00	0.00	200.00	100.00 %
101-51300-640	Training/Travel - Recreation	500.00	500.00	0.00	0.00	500.00	100.00 %
101-52100-640	Office Expense - Recreation	250.00	250.00	0.00	79.86	170.14	68.06 %
101-52110-640	Supplies - Recreation	1,000.00	1,000.00	0.00	0.00	1,000.00	100.00 %
101-52400-640	Fees & Permits - Recreation	1,000.00	1,000.00	0.00	0.00	1,000.00	100.00 %
101-52500-640	Prof Services - Recreation	5,000.00	5,000.00	0.00	0.00	5,000.00	100.00 %
101-52600-640	Utilities - Recreation	2,800.00	2,800.00	0.00	538.31	2,261.69	80.77 %
101-53100-640	Advertising - Recreation	1,000.00	1,000.00	0.00	0.00	1,000.00	100.00 %
101-53200-640	Communications - Recreation	2,000.00	2,000.00	0.00	139.66	1,860.34	93.02 %
101-53600-640	Recr Pgm Exp - Recreation	38,000.00	38,000.00	0.00	4,711.87	33,288.13	87.60 %
101-53800-640	Misc Expense - Recreation	1,500.00	1,500.00	0.00	0.00	1,500.00	100.00 %
101-53801-640	CC Fee/Cash Dr - Recreation	300.00	300.00	0.00	-4.09	304.09	101.36 %
101-56402-640	YOUTH BASKEBALL - Recreation	10,000.00	10,000.00	0.00	0.00	10,000.00	100.00 %
	Dept: 640 - Recreation Department Total:	**211,945.85**	**211,945.85**	**0.00**	**70,851.46**	**141,094.39**	**66.57%**
Dept: 650 - Parks Department							
101-50100-650	Salaries/Perm - Parks	121,135.60	121,135.60	0.00	39,181.00	81,954.60	67.66 %
101-50110-650	Fica/Medicare - Parks	8,713.21	8,713.21	0.00	3,470.03	5,243.18	60.18 %
101-50111-650	Medicare - Parks	2,037.77	2,037.77	0.00	0.00	2,037.77	100.00 %
101-50300-650	Overtime - Parks	19,000.00	19,000.00	0.00	5,469.10	13,530.90	71.22 %
101-50310-650	Holiday O/T - Parks	400.00	400.00	0.00	709.87	-309.87	-77.47 %
101-50520-650	PERS RETIREMENT - Parks	12,290.42	12,290.42	0.00	4,119.56	8,170.86	66.48 %
101-50521-650	PERS UAL - Parks	45,940.15	45,940.15	0.00	48,294.00	-2,353.85	-5.12 %
101-50525-650	PERS HEALTH - Parks	65,633.65	65,633.65	0.00	14,172.44	51,461.21	78.41 %
101-50530-650	DENTAL,VISION, - Parks	4,303.44	4,303.44	0.00	1,188.04	3,115.40	72.39 %
101-50532-650	Vision - Parks	328.68	328.68	0.00	134.04	194.64	59.22 %
101-50533-650	Life Insurance - Parks	348.00	348.00	0.00	115.60	232.40	66.78 %
101-50535-650	SUPPLE. INS. - Parks	72.00	72.00	0.00	59.34	12.66	17.58 %
101-50800-650	Salary Transfer - Parks	-25,500.00	-25,500.00	0.00	0.00	-25,500.00	100.00 %
101-51150-650	Workers Comp. - Parks	9,432.19	9,432.19	0.00	4,716.10	4,716.09	50.00 %
101-51200-650	Clothing/Per Ex - Parks	4,500.00	4,500.00	0.00	1,599.82	2,900.18	64.45 %
101-51300-650	Training/Travel - Parks	600.00	600.00	0.00	33.20	566.80	94.47 %
101-52100-650	Office Expense - Parks	400.00	400.00	0.00	0.00	400.00	100.00 %
101-52110-650	Supplies - Parks	7,000.00	7,000.00	0.00	1,775.40	5,224.60	74.64 %
101-52150-650	Med Supplies - Parks	500.00	500.00	0.00	479.38	20.62	4.12 %
101-52160-650	Plaques/Awards - Parks	50.00	50.00	0.00	0.00	50.00	100.00 %
101-52180-650	Small Tools - Parks	1,500.00	1,500.00	0.00	0.00	1,500.00	100.00 %
101-52200-650	Safety Equipmnt - Parks	700.00	700.00	0.00	6.51	693.49	99.07 %
101-52260-650	Chemicals - Parks	1,500.00	1,500.00	0.00	0.00	1,500.00	100.00 %
101-52270-650	Fuel - Parks	4,700.00	4,700.00	0.00	530.08	4,169.92	88.72 %
101-52280-650	Tires - Parks	1,500.00	1,500.00	0.00	0.00	1,500.00	100.00 %
101-52500-650	Prof Services - Parks	1,100.00	1,100.00	0.00	0.00	1,100.00	100.00 %

		Original Total Budget	Current Total Budget	Period Activity	Fiscal Activity	Variance Favorable (Unfavorable)	Percent Remaining
101-52600-650	Utilities - Parks	10,000.00	10,000.00	0.00	2,792.48	7,207.52	72.08 %
101-52700-650	Building Maint - Parks	4,000.00	4,000.00	0.00	4,250.00	-250.00	-6.25 %
101-52720-650	Equip Maint - Parks	12,000.00	12,000.00	0.00	2,758.02	9,241.98	77.02 %
101-53200-650	Communications - Parks	1,000.00	1,000.00	0.00	230.52	769.48	76.95 %
101-53300-650	Rents & Leases - Parks	500.00	500.00	0.00	0.00	500.00	100.00 %
101-53800-650	Misc Expense - Parks	200.00	200.00	0.00	1,120.94	-920.94	-460.47 %
101-57100-650	Mach & Equip - Parks	1,000.00	1,000.00	0.00	0.00	1,000.00	100.00 %
101-58750-650	PARK/REC IMPACT - Parks	1,098.00	1,098.00	0.00	0.00	1,098.00	100.00 %
101-59100-650	Loan Principal - Parks	7,677.00	7,677.00	0.00	3,105.51	4,571.49	59.55 %
101-59200-650	Loan Interest - Parks	1,114.00	1,114.00	0.00	575.19	538.81	48.37 %
	Dept: 650 - Parks Department Total:	**326,774.11**	**326,774.11**	**0.00**	**140,886.17**	**185,887.94**	**56.89%**
Dept: 710 - Police Department							
101-50100-710	Salaries/Perm - Police	897,333.68	897,333.68	0.00	332,669.26	564,664.42	62.93 %
101-50110-710	FICA/MEDICARE - Police	72,791.04	72,791.04	0.00	27,717.09	45,073.95	61.92 %
101-50111-710	Medicare - Police	15,260.78	15,260.78	0.00	0.00	15,260.78	100.00 %
101-50300-710	Overtime - Police	58,500.00	58,500.00	0.00	22,093.89	36,406.11	62.23 %
101-50310-710	Holiday O/T - Police	21,700.00	21,700.00	0.00	5,211.03	16,488.97	75.99 %
101-50520-710	PERS RETIREMENT - Police	142,439.09	142,439.09	0.00	52,534.46	89,904.63	63.12 %
101-50521-710	PERS UAL - Police	229,700.73	229,700.73	0.00	241,510.00	-11,809.27	-5.14 %
101-50525-710	PERS HEALTH - Police	301,985.61	301,985.61	0.00	97,455.30	204,530.31	67.73 %
101-50530-710	DENTAL,VISION, - Police	17,637.88	17,637.88	0.00	7,568.92	10,068.96	57.09 %
101-50532-710	VISION - Police	1,820.04	1,820.04	0.00	706.92	1,113.12	61.16 %
101-50533-710	Life Insurance - Police	1,783.50	1,783.50	0.00	693.60	1,089.90	61.11 %
101-50535-710	SUPPLE. INS. - Police	369.00	369.00	0.00	356.04	12.96	3.51 %
101-50710-710	Uniform Allow. - Police	7,020.00	7,020.00	0.00	2,340.00	4,680.00	66.67 %
101-50800-710	Salary Transfer - Police	-80,000.00	-80,000.00	0.00	0.00	-80,000.00	100.00 %
101-51150-710	Workers Comp. - Police	63,998.92	63,998.92	0.00	31,999.46	31,999.46	50.00 %
101-51170-710	Gym Membership - Police	600.00	600.00	0.00	420.00	180.00	30.00 %
101-51200-710	Clothing/Per Ex - Police	5,500.00	5,500.00	0.00	0.00	5,500.00	100.00 %
101-51300-710	Training/Travel - Police	2,000.00	2,000.00	0.00	33.20	1,966.80	98.34 %
101-51400-710	Suppl Medical - Police	1,500.00	1,500.00	0.00	0.00	1,500.00	100.00 %
101-52100-710	Office Expense - Police	2,500.00	2,500.00	0.00	0.00	2,500.00	100.00 %
101-52110-710	Supplies - Police	500.00	500.00	0.00	0.00	500.00	100.00 %
101-52120-710	Fingerprinting - Police	500.00	500.00	0.00	0.00	500.00	100.00 %
101-52140-710	Ammunition - Police	500.00	500.00	0.00	0.00	500.00	100.00 %
101-52160-710	Plaques/Awards - Police	250.00	250.00	0.00	0.00	250.00	100.00 %
101-52190-710	Patches/Badges - Police	250.00	250.00	0.00	0.00	250.00	100.00 %
101-52200-710	Safety Equipmnt - Police	500.00	500.00	0.00	0.00	500.00	100.00 %
101-52270-710	Fuel - Police	32,000.00	32,000.00	0.00	18,076.35	13,923.65	43.51 %
101-52430-710	Weapons Permit - Police	5,000.00	5,000.00	0.00	1,007.00	3,993.00	79.86 %
101-52500-710	Prof Services - Police	15,000.00	15,000.00	0.00	429.34	14,570.66	97.14 %
101-52540-710	Dispatch Fees - Police	139,768.00	139,768.00	0.00	35,794.23	103,973.77	74.39 %
101-52541-710	ANIMAL CONTROL - Police	34,818.00	34,818.00	0.00	8,997.95	25,820.05	74.16 %
101-52600-710	Utilities - Police	18,000.00	18,000.00	0.00	5,566.13	12,433.87	69.08 %
101-52700-710	Building Maint - Police	2,500.00	2,500.00	0.00	0.00	2,500.00	100.00 %
101-52720-710	Equip Maint - Police	3,000.00	3,000.00	0.00	0.00	3,000.00	100.00 %
101-52850-710	Dues/Membershps - Police	4,000.00	4,000.00	0.00	1,900.00	2,100.00	52.50 %
101-53100-710	Advertising - Police	150.00	150.00	0.00	0.00	150.00	100.00 %
101-53200-710	Communications - Police	17,000.00	17,000.00	0.00	6,746.33	10,253.67	60.32 %
101-53300-710	Rents & Leases - Police	45,000.00	45,000.00	0.00	3,740.00	41,260.00	91.69 %
101-53800-710	Misc Expense - Police	100.00	100.00	0.00	187.50	-87.50	-87.50 %
	Dept: 710 - Police Department Total:	**2,083,276.27**	**2,083,276.27**	**0.00**	**905,754.00**	**1,177,522.27**	**56.52%**
	Fund: 101 - General Fund Surplus (Deficit):	**-717,789.76**	**-717,789.76**	**0.00**	**-756,517.28**	**-38,727.52**	**-5.40%**
Fund: 102 - Cannabis Rev.							
102-45100	Interest Earned	35,000.00	35,000.00	0.00	0.00	-35,000.00	100.00 %
102-48910	Cannabis DA	135,000.00	135,000.00	0.00	30,239.55	-104,760.45	77.60 %
102-48911	Canabis Permit	18,000.00	18,000.00	0.00	0.00	-18,000.00	100.00 %

		Original Total Budget	Current Total Budget	Period Activity	Fiscal Activity	Variance Favorable (Unfavorable)	Percent Remaining
Dept: 220 - Planning							
102-53100-220	Advertising - Planning	0.00	0.00	0.00	200.00	-200.00	0.00 %
	Dept: 220 - Planning Total:	**0.00**	**0.00**	**0.00**	**200.00**	**-200.00**	**0.00%**
Dept: 240 - City Attorney							
102-52500-240	Prof Services - City Attorney	500.00	500.00	0.00	1,827.66	-1,327.66	-265.53 %
	Dept: 240 - City Attorney Total:	**500.00**	**500.00**	**0.00**	**1,827.66**	**-1,327.66**	**-265.53%**
	Fund: 102 - Cannabis Rev. Surplus (Deficit):	**187,500.00**	**187,500.00**	**0.00**	**28,211.89**	**-159,288.11**	**84.95%**
Fund: 211 - Traffic Safety							
211-44100	Traffic Safety	3,600.00	3,600.00	0.00	2,019.14	-1,580.86	43.91 %
Dept: 630 - Street Department							
211-57213-630	Traffic Signal - Street Dept.	4,000.00	4,000.00	0.00	0.00	4,000.00	100.00 %
	Dept: 630 - Street Department Total:	**4,000.00**	**4,000.00**	**0.00**	**0.00**	**4,000.00**	**100.00%**
	Fund: 211 - Traffic Safety Surplus (Deficit):	**-400.00**	**-400.00**	**0.00**	**2,019.14**	**2,419.14**	**604.79%**
Fund: 214 - SLESF							
214-45100	Interest Earned	7,000.00	7,000.00	0.00	0.00	-7,000.00	100.00 %
214-46200	SLESF Revenue	190,000.00	190,000.00	0.00	26,156.45	-163,843.55	86.23 %
214-49900	Misc Revenues	0.00	0.00	0.00	251.89	251.89	0.00 %
Dept: 710 - Police Department							
214-51200-710	Clothing/Per Ex - Police	12,000.00	12,000.00	0.00	591.71	11,408.29	95.07 %
214-51300-710	Training/Travel - Police	20,000.00	20,000.00	0.00	3,660.64	16,339.36	81.70 %
214-52100-710	Office Expense - Police	10,000.00	10,000.00	0.00	3,866.95	6,133.05	61.33 %
214-52110-710	Supplies - Police	3,000.00	3,000.00	0.00	94.66	2,905.34	96.84 %
214-52120-710	Fingerprinting - Police	500.00	500.00	0.00	0.00	500.00	100.00 %
214-52140-710	Ammunition - Police	4,000.00	4,000.00	0.00	31.98	3,968.02	99.20 %
214-52200-710	Safety Equipmnt - Police	4,000.00	4,000.00	0.00	1,407.28	2,592.72	64.82 %
214-52500-710	Prof Services - Police	45,000.00	45,000.00	0.00	10,043.94	34,956.06	77.68 %
214-52720-710	Equip Maint - Police	20,000.00	20,000.00	0.00	2,054.13	17,945.87	89.73 %
214-53300-710	Rents & Leases - Police	20,000.00	20,000.00	0.00	4,102.99	15,897.01	79.49 %
214-57100-710	Mach & Equip - Police	180,000.00	180,000.00	0.00	19,592.30	160,407.70	89.12 %
	Dept: 710 - Police Department Total:	**318,500.00**	**318,500.00**	**0.00**	**45,446.58**	**273,053.42**	**85.73%**
	Fund: 214 - SLESF Surplus (Deficit):	**-121,500.00**	**-121,500.00**	**0.00**	**-19,038.24**	**102,461.76**	**84.33%**
Fund: 220 - Prop 64 Grant							
220-46601	State Grant	248,097.00	248,097.00	0.00	0.00	-248,097.00	100.00 %
Dept: 225 - Code Enforcement							
220-50100-225	Salaries/Perm - Code Enforcemt	77,959.80	77,959.80	0.00	27,042.22	50,917.58	65.31 %
220-50110-225	Fica - Code Enforcemt	4,833.51	4,833.51	0.00	2,068.75	2,764.76	57.20 %
220-50111-225	Medicare - Code Enforcemt	1,130.42	1,130.42	0.00	0.00	1,130.42	100.00 %
220-50520-225	PERS Retirement - Code Enforcemt	6,182.21	6,182.21	0.00	2,042.12	4,140.09	66.97 %
220-50521-225	PERS UAL - Code Enforcemt	22,970.07	22,970.07	0.00	24,147.00	-1,176.93	-5.12 %
220-50525-225	PERS Health - Code Enforcemt	32,816.83	32,816.83	0.00	5,207.80	27,609.03	84.13 %
220-50530-225	Dental - Code Enforcemt	762.48	762.48	0.00	270.12	492.36	64.57 %
220-50532-225	Vision - Code Enforcemt	170.16	170.16	0.00	30.60	139.56	82.02 %
220-50533-225	Life Insurance - Code Enforcemt	174.00	174.00	0.00	57.80	116.20	66.78 %
220-50535-225	ACI Suppl.Ins. - Code Enforcemt	36.00	36.00	0.00	29.67	6.33	17.58 %
220-51150-225	Workers Comp	7,202.08	7,202.08	0.00	0.00	7,202.08	100.00 %
220-51200-225	Clothing/Per Ex - Code Enforcemt	200.00	200.00	0.00	0.00	200.00	100.00 %
220-51300-225	Training/Travel - Code Enforcemt	4,000.00	4,000.00	0.00	203.50	3,796.50	94.91 %
220-52100-225	Office Expense - Code Enforcemt	350.00	350.00	0.00	217.96	132.04	37.73 %
220-52110-225	Supplies - Code Enforcemt	500.00	500.00	0.00	0.00	500.00	100.00 %
220-52270-225	Fuel - Code Enforcemt	1,500.00	1,500.00	0.00	367.07	1,132.93	75.53 %
220-52500-225	Prof Services - Code Enforcemt	7,000.00	7,000.00	0.00	2,650.00	4,350.00	62.14 %
220-52720-225	Equip Maint - Code Enforcemt	1,000.00	1,000.00	0.00	0.00	1,000.00	100.00 %
220-53200-225	Communications - Code Enforcemt	500.00	500.00	0.00	254.92	245.08	49.02 %
220-53800-225	Misc Expense - Code Enforcemt	200.00	200.00	0.00	0.00	200.00	100.00 %
220-57100-225	Mach & Equip - Code Enforcemt	200.00	200.00	0.00	0.00	200.00	100.00 %
	Dept: 225 - Code Enforcement Total:	**169,687.56**	**169,687.56**	**0.00**	**64,589.53**	**105,098.03**	**61.94%**

		Original Total Budget	Current Total Budget	Period Activity	Fiscal Activity	Variance Favorable (Unfavorable)	Percent Remaining
Dept: 240 - City Attorney							
220-52500-240	Prof Services - City Attorney	600.00	600.00	0.00	0.00	600.00	100.00 %
	Dept: 240 - City Attorney Total:	**600.00**	**600.00**	**0.00**	**0.00**	**600.00**	**100.00%**
Dept: 710 - Police Department							
220-50800-710	Salary Transfer - Police	80,000.00	80,000.00	0.00	0.00	80,000.00	100.00 %
	Dept: 710 - Police Department Total:	**80,000.00**	**80,000.00**	**0.00**	**0.00**	**80,000.00**	**100.00%**
	Fund: 220 - Prop 64 Grant Surplus (Deficit):	**-2,190.56**	**-2,190.56**	**0.00**	**-64,589.53**	**-62,398.97**	**-2,848.54%**
Fund: 221 - STRIKE TEAM							
221-45100	Interest Earned	3,000.00	3,000.00	0.00	0.00	-3,000.00	100.00 %
221-47200	FD-Strike Team	300,000.00	300,000.00	0.00	80,589.58	-219,410.42	73.14 %
Dept: 320 - Fire Department							
221-50106-320	STRIKE TEAM - Fire	186,010.82	186,010.82	0.00	139,094.63	46,916.19	25.22 %
221-50110-320	Fica - Fire	12,341.50	12,341.50	0.00	10,640.75	1,700.75	13.78 %
221-50111-320	Medicare - Fire	1,888.36	1,888.36	0.00	0.00	1,888.36	100.00 %
221-50300-320	Overtime - Fire	4,321.80	4,321.80	0.00	0.00	4,321.80	100.00 %
221-50525-320	PERS Health - Fire	0.00	0.00	0.00	1,301.95	-1,301.95	0.00 %
221-50530-320	Dental - Fire	0.00	0.00	0.00	67.53	-67.53	0.00 %
221-50532-320	Vision - Fire	0.00	0.00	0.00	7.65	-7.65	0.00 %
221-50533-320	Life Insurance - Fire	0.00	0.00	0.00	14.45	-14.45	0.00 %
221-51200-320	Clothing/Per Ex - Fire	1,000.00	1,000.00	0.00	0.00	1,000.00	100.00 %
221-51300-320	Training/Travel - Fire	4,246.00	4,246.00	0.00	2,412.89	1,833.11	43.17 %
221-51400-320	Suppl Medical - Fire	0.00	0.00	0.00	1,440.00	-1,440.00	0.00 %
221-52200-320	Safety Equipmnt - Fire	30,000.00	30,000.00	0.00	0.00	30,000.00	100.00 %
221-52720-320	Equip Maint - Fire	50,000.00	50,000.00	0.00	3,840.20	46,159.80	92.32 %
221-53200-320	Communications - Fire	7,000.00	7,000.00	0.00	0.00	7,000.00	100.00 %
221-53800-320	Misc Expense - Fire	200.00	200.00	0.00	346.17	-146.17	-73.09 %
221-57100-320	Mach & Equip - Fire	105,000.00	105,000.00	0.00	0.00	105,000.00	100.00 %
	Dept: 320 - Fire Department Total:	**402,008.48**	**402,008.48**	**0.00**	**159,166.22**	**242,842.26**	**60.41%**
	Fund: 221 - STRIKE TEAM Surplus (Deficit):	**-99,008.48**	**-99,008.48**	**0.00**	**-78,576.64**	**20,431.84**	**20.64%**
Fund: 241 - Gas Taxes							
241-45100	Interest Earned	9,000.00	9,000.00	0.00	0.00	-9,000.00	100.00 %
241-46130	Hwy User 2103	50,000.00	50,000.00	0.00	18,627.35	-31,372.65	62.75 %
241-46131	Hwy User 2105	34,000.00	34,000.00	0.00	6,559.81	-27,440.19	80.71 %
241-46132	Hwy User 2106	21,000.00	21,000.00	0.00	3,988.02	-17,011.98	81.01 %
241-46133	Hwy User 2107	45,000.00	45,000.00	0.00	9,422.88	-35,577.12	79.06 %
241-46134	Hwy User 2107.5	2,000.00	2,000.00	0.00	0.00	-2,000.00	100.00 %
241-46135	ROAD MAIN./REH	160,000.00	160,000.00	0.00	31,644.01	-128,355.99	80.22 %
Dept: 216 - PERILLI BLDG							
241-52600-216	Utilities - PERILLI BLDG	60,000.00	60,000.00	0.00	14,492.17	45,507.83	75.85 %
	Dept: 216 - PERILLI BLDG Total:	**60,000.00**	**60,000.00**	**0.00**	**14,492.17**	**45,507.83**	**75.85%**
Dept: 630 - Street Department							
241-50800-630	Salary Transfer - Street Dept.	185,000.00	185,000.00	0.00	0.00	185,000.00	100.00 %
241-52600-630	Utilities - Street Dept.	180,330.00	180,330.00	0.00	28,919.47	151,410.53	83.96 %
	Dept: 630 - Street Department Total:	**365,330.00**	**365,330.00**	**0.00**	**28,919.47**	**336,410.53**	**92.08%**
	Fund: 241 - Gas Taxes Surplus (Deficit):	**-104,330.00**	**-104,330.00**	**0.00**	**26,830.43**	**131,160.43**	**125.72%**
Fund: 246 - County Transpo							
246-45100	Interest Earned	20,000.00	20,000.00	0.00	0.00	-20,000.00	100.00 %
246-46400	County Transp.	265,000.00	265,000.00	0.00	0.00	-265,000.00	100.00 %
Dept: 630 - Street Department							
246-50800-630	Salary Transfer - Street Dept.	5,000.00	5,000.00	0.00	0.00	5,000.00	100.00 %
246-52230-630	Signs - Street Dept.	10,000.00	10,000.00	0.00	0.00	10,000.00	100.00 %
246-52500-630	Prof Services - Street Dept.	20,000.00	20,000.00	0.00	1,401.00	18,599.00	93.00 %
246-52730-630	Street Maint - Street Dept.	32,000.00	32,000.00	0.00	0.00	32,000.00	100.00 %
246-57100-630	Mach & Equip - Street Dept.	10,000.00	10,000.00	0.00	0.00	10,000.00	100.00 %

		Original Total Budget	Current Total Budget	Period Activity	Fiscal Activity	Variance Favorable (Unfavorable)	Percent Remaining
246-57200-630	Capital Impr - Street Dept.	185,000.00	185,000.00	0.00	0.00	185,000.00	100.00 %
	Dept: 630 - Street Department Total:	**262,000.00**	**262,000.00**	**0.00**	**1,401.00**	**260,599.00**	**99.47%**
Dept: 631 - MEASURE B PROJECTS							
246-55901-631	OVERHEAD EXP. - MEASURE B/TT	250,000.00	250,000.00	0.00	0.00	250,000.00	100.00 %
	Dept: 631 - MEASURE B PROJECTS Total:	**250,000.00**	**250,000.00**	**0.00**	**0.00**	**250,000.00**	**100.00%**
	Fund: 246 - County Transpo Surplus (Deficit):	**-227,000.00**	**-227,000.00**	**0.00**	**-1,401.00**	**225,599.00**	**99.38%**
Fund: 253 - Improvemnt Dist							
253-42100	P/T/P Impr Dist	86,100.00	86,100.00	0.00	0.00	86,100.00	100.00 %
253-45100	Interest Earned	500.00	500.00	0.00	0.00	500.00	100.00 %
253-46601	State Grant	381,000.00	381,000.00	0.00	-642,950.00	1,023,950.00	268.75 %
253-47510	Pool Revenues	22,500.00	22,500.00	0.00	12,658.66	9,841.34	43.74 %
253-49220	PK-REC DONATION	4,000.00	4,000.00	0.00	0.00	4,000.00	100.00 %
Dept: 620 - City Engineer							
253-52500-620	Prof Services - City Engineer	1,500.00	1,500.00	0.00	3,748.14	-2,248.14	-149.88 %
253-53100-620	Advertising - City Engineer	1,000.00	1,000.00	0.00	0.00	1,000.00	100.00 %
	Dept: 620 - City Engineer Total:	**2,500.00**	**2,500.00**	**0.00**	**3,748.14**	**-1,248.14**	**-49.93%**
Dept: 630 - Street Department							
253-52500-630	Prof Services - Street Dept.	20,000.00	20,000.00	0.00	0.00	20,000.00	100.00 %
253-60006-630	Clean Ca. Grant Local Prog. (state)	0.00	0.00	0.00	11,948.32	-11,948.32	0.00 %
	Dept: 630 - Street Department Total:	**20,000.00**	**20,000.00**	**0.00**	**11,948.32**	**8,051.68**	**40.26%**
Dept: 640 - Recreation Department							
253-50105-640	Salaries/Temp - Recreation	40,000.00	40,000.00	0.00	24,541.40	15,458.60	38.65 %
253-50110-640	Fica - Recreation	2,170.00	2,170.00	0.00	1,877.43	292.57	13.48 %
253-50111-640	Medicare - Recreation	507.50	507.50	0.00	0.00	507.50	100.00 %
253-51300-640	Training/Travel - Recreation	0.00	0.00	0.00	350.00	-350.00	0.00 %
253-52100-640	Office Expense - Recreation	50.00	50.00	0.00	0.00	50.00	100.00 %
253-52110-640	Supplies - Recreation	2,500.00	2,500.00	0.00	1,350.37	1,149.63	45.99 %
253-52200-640	Safety Equipmnt - Recreation	0.00	0.00	0.00	346.71	-346.71	0.00 %
253-52250-640	Chlorine - Recreation	10,650.00	10,650.00	0.00	11,529.64	-879.64	-8.26 %
253-52260-640	Chemicals - Recreation	1,500.00	1,500.00	0.00	2,157.47	-657.47	-43.83 %
253-52400-640	Fees & Permits - Recreation	500.00	500.00	0.00	0.00	500.00	100.00 %
253-52500-640	Prof Services - Recreation	1,600.00	1,600.00	0.00	0.00	1,600.00	100.00 %
253-52600-640	Utilities - Recreation	9,000.00	9,000.00	0.00	7,105.98	1,894.02	21.04 %
253-52700-640	Building Maint - Recreation	2,000.00	2,000.00	0.00	0.00	2,000.00	100.00 %
253-52720-640	Equip Maint - Recreation	3,000.00	3,000.00	0.00	55.06	2,944.94	98.16 %
253-53200-640	Communications - Recreation	900.00	900.00	0.00	0.00	900.00	100.00 %
253-53600-640	Recr Pgm Exp - Recreation	10,000.00	10,000.00	0.00	6,415.14	3,584.86	35.85 %
253-53800-640	Misc Expense - Recreation	100.00	100.00	0.00	0.00	100.00	100.00 %
253-53801-640	CC Fee/Cash Dr - Recreation	150.00	150.00	0.00	0.00	150.00	100.00 %
	Dept: 640 - Recreation Department Total:	**84,627.50**	**84,627.50**	**0.00**	**55,029.20**	**29,598.30**	**34.97%**
Dept: 650 - Parks Department							
253-52110-650	Supplies - Parks	0.00	0.00	0.00	42.03	-42.03	0.00 %
253-52260-650	Chemicals - Parks	0.00	0.00	0.00	563.18	-563.18	0.00 %
253-52700-650	Building Maint - Parks	1,000.00	1,000.00	0.00	0.00	1,000.00	100.00 %
253-59100-650	Loan Principal - Parks	1,114.00	1,114.00	0.00	3,105.49	-1,991.49	-178.77 %
253-59200-650	Loan Interest - Parks	7,677.00	7,677.00	0.00	575.19	7,101.81	92.51 %
	Dept: 650 - Parks Department Total:	**9,791.00**	**9,791.00**	**0.00**	**4,285.89**	**5,505.11**	**56.23%**
	Fund: 253 - Improvemnt Dist Surplus (Deficit):	**377,181.50**	**377,181.50**	**0.00**	**-705,302.89**	**-1,082,484.39**	**286.99%**
Fund: 261 - CDBG Pgm Income							
261-45100	Interest Earned	5,000.00	5,000.00	0.00	0.00	-5,000.00	100.00 %
261-48100	CDBG Pgm Income	14,000.00	14,000.00	0.00	5,872.24	-8,127.76	58.06 %
Dept: 230 - Finance							
261-51300-230	Training/Travel - Finance	100.00	100.00	0.00	0.00	100.00	100.00 %
261-52500-230	Prof Services - Finance	6,000.00	6,000.00	0.00	0.00	6,000.00	100.00 %

		Original Total Budget	Current Total Budget	Period Activity	Fiscal Activity	Variance Favorable (Unfavorable)	Percent Remaining
261-52900-230	Loans - Finance	3,500.00	3,500.00	0.00	13,465.13	-9,965.13	-284.72 %
	Dept: 230 - Finance Total:	**9,600.00**	**9,600.00**	**0.00**	**13,465.13**	**-3,865.13**	**-40.26%**
	Fund: 261 - CDBG Pgm Income Surplus (Deficit):	**9,400.00**	**9,400.00**	**0.00**	**-7,592.89**	**-16,992.89**	**180.78%**
Fund: 262 - HOME Pgm Income							
262-45100	Interest Earned	3,000.00	3,000.00	0.00	0.00	-3,000.00	100.00 %
262-48200	HOME Loan Repay	11,000.00	11,000.00	0.00	2,404.55	-8,595.45	78.14 %
262-49900	Misc Revenues	5,500.00	5,500.00	0.00	0.00	-5,500.00	100.00 %
Dept: 230 - Finance							
262-52100-230	Office Expense - Finance	200.00	200.00	0.00	0.00	200.00	100.00 %
262-52500-230	Prof Services - Finance	5,500.00	5,500.00	0.00	0.00	5,500.00	100.00 %
	Dept: 230 - Finance Total:	**5,700.00**	**5,700.00**	**0.00**	**0.00**	**5,700.00**	**100.00%**
	Fund: 262 - HOME Pgm Income Surplus (Deficit):	**13,800.00**	**13,800.00**	**0.00**	**2,404.55**	**-11,395.45**	**82.58%**
Fund: 263 - MicroECO/Cov							
263-48300	MICRO-ENTERP	25,000.00	25,000.00	0.00	3,440.00	-21,560.00	86.24 %
Dept: 215 - Econ.Development							
263-52110-215	Supplies - Econ.Developmt	5,000.00	5,000.00	0.00	0.00	5,000.00	100.00 %
263-52500-215	Prof Services - Econ.Developmt	100.00	100.00	0.00	0.00	100.00	100.00 %
	Dept: 215 - Econ.Development Total:	**5,100.00**	**5,100.00**	**0.00**	**0.00**	**5,100.00**	**100.00%**
Dept: 230 - Finance							
263-52900-230	Loans - Finance	0.00	0.00	0.00	3,743.87	-3,743.87	0.00 %
	Dept: 230 - Finance Total:	**0.00**	**0.00**	**0.00**	**3,743.87**	**-3,743.87**	**0.00%**
	Fund: 263 - MicroECO/Cov Surplus (Deficit):	**19,900.00**	**19,900.00**	**0.00**	**-303.87**	**-20,203.87**	**101.53%**
Fund: 271 - Street Dev Imp							
271-41710	Street D I Fees	50,000.00	50,000.00	0.00	1,200.09	-48,799.91	97.60 %
271-45100	Interest Earned	3,000.00	3,000.00	0.00	0.00	-3,000.00	100.00 %
Dept: 630 - Street Department							
271-52720-630	Equip Maint - Street Dept.	100,000.00	100,000.00	0.00	0.00	100,000.00	100.00 %
	Dept: 630 - Street Department Total:	**100,000.00**	**100,000.00**	**0.00**	**0.00**	**100,000.00**	**100.00%**
	Fund: 271 - Street Dev Imp Surplus (Deficit):	**-47,000.00**	**-47,000.00**	**0.00**	**1,200.09**	**48,200.09**	**102.55%**
Fund: 272 - Law Enf Dev Imp							
272-41720	Law Enf DI Fees	25,000.00	25,000.00	0.00	1,009.42	-23,990.58	95.96 %
272-45100	Interest Earned	5,000.00	5,000.00	0.00	0.00	-5,000.00	100.00 %
Dept: 620 - City Engineer							
272-52500-620	Prof Services - City Engineer	5,000.00	5,000.00	0.00	0.00	5,000.00	100.00 %
	Dept: 620 - City Engineer Total:	**5,000.00**	**5,000.00**	**0.00**	**0.00**	**5,000.00**	**100.00%**
Dept: 710 - Police Department							
272-52500-710	Prof Services - Police	0.00	0.00	0.00	3,043.75	-3,043.75	0.00 %
272-52700-710	Building Maint - Police	5,000.00	5,000.00	0.00	0.00	5,000.00	100.00 %
272-57200-710	Capital Impr - Police	170,000.00	170,000.00	0.00	0.00	170,000.00	100.00 %
	Dept: 710 - Police Department Total:	**175,000.00**	**175,000.00**	**0.00**	**3,043.75**	**171,956.25**	**98.26%**
	Fund: 272 - Law Enf Dev Imp Surplus (Deficit):	**-150,000.00**	**-150,000.00**	**0.00**	**-2,034.33**	**147,965.67**	**98.64%**
Fund: 273 - Fire Dev Imp							
273-41730	Fire DI Fees	50,000.00	50,000.00	0.00	1,379.54	-48,620.46	97.24 %
273-45100	Interest Earned	5,000.00	5,000.00	0.00	0.00	-5,000.00	100.00 %
Dept: 320 - Fire Department							
273-52700-320	Building Maint - Fire	195,000.00	195,000.00	0.00	0.00	195,000.00	100.00 %
	Dept: 320 - Fire Department Total:	**195,000.00**	**195,000.00**	**0.00**	**0.00**	**195,000.00**	**100.00%**
	Fund: 273 - Fire Dev Imp Surplus (Deficit):	**-140,000.00**	**-140,000.00**	**0.00**	**1,379.54**	**141,379.54**	**100.99%**
Fund: 274 - Drainage Dev Im							
274-41740	Drainage DI Fee	8,000.00	8,000.00	0.00	0.00	-8,000.00	100.00 %
274-45100	Interest Earned	2,000.00	2,000.00	0.00	0.00	-2,000.00	100.00 %
Dept: 630 - Street Department							
274-52750-630	Storm Dr Maint - Street Dept.	25,000.00	25,000.00	0.00	0.00	25,000.00	100.00 %

		Original Total Budget	Current Total Budget	Period Activity	Fiscal Activity	Variance Favorable (Unfavorable)	Percent Remaining
274-57200-630	Capital Impr - Street Dept.	100,000.00	100,000.00	0.00	0.00	100,000.00	100.00 %
	Dept: 630 - Street Department Total:	**125,000.00**	**125,000.00**	**0.00**	**0.00**	**125,000.00**	**100.00%**
	Fund: 274 - Drainage Dev Im Surplus (Deficit):	**-115,000.00**	**-115,000.00**	**0.00**	**0.00**	**115,000.00**	**100.00%**
Fund: 275 - Park/Rec Dev Im							
275-41750	Park/Rec Dl Fee	25,000.00	25,000.00	0.00	251.10	-24,748.90	99.00 %
275-45100	Interest Earned	3,000.00	3,000.00	0.00	0.00	-3,000.00	100.00 %
Dept: 640 - Recreation Department							
275-57200-640	Capital Impr - Recreation	100,000.00	100,000.00	0.00	0.00	100,000.00	100.00 %
	Dept: 640 - Recreation Department Total:	**100,000.00**	**100,000.00**	**0.00**	**0.00**	**100,000.00**	**100.00%**
	Fund: 275 - Park/Rec Dev Im Surplus (Deficit):	**-72,000.00**	**-72,000.00**	**0.00**	**251.10**	**72,251.10**	**100.35%**
Fund: 276 - City Hall Impac							
276-41760	City Hall Dev.	45,000.00	45,000.00	0.00	143.96	-44,856.04	99.68 %
276-45100	Interest Earned	1,500.00	1,500.00	0.00	0.00	-1,500.00	100.00 %
Dept: 210 - Administrative Services							
276-52100-210	Office Expense - Admin. Services	5,000.00	5,000.00	0.00	0.00	5,000.00	100.00 %
	Dept: 210 - Administrative Services Total:	**5,000.00**	**5,000.00**	**0.00**	**0.00**	**5,000.00**	**100.00%**
Dept: 215 - Econ.Development							
276-52500-215	Prof Services - Econ.Developmt	9,500.00	9,500.00	0.00	0.00	9,500.00	100.00 %
	Dept: 215 - Econ.Development Total:	**9,500.00**	**9,500.00**	**0.00**	**0.00**	**9,500.00**	**100.00%**
Dept: 610 - City Hall							
276-52700-610	Building Maint - City Hall	80,000.00	80,000.00	0.00	0.00	80,000.00	100.00 %
276-52720-610	Equip Maint - City Hall	3,000.00	3,000.00	0.00	0.00	3,000.00	100.00 %
276-57200-610	Capital Impr - City Hall	25,000.00	25,000.00	0.00	0.00	25,000.00	100.00 %
	Dept: 610 - City Hall Total:	**108,000.00**	**108,000.00**	**0.00**	**0.00**	**108,000.00**	**100.00%**
	Fund: 276 - City Hall Impac Surplus (Deficit):	**-76,000.00**	**-76,000.00**	**0.00**	**143.96**	**76,143.96**	**100.19%**
Fund: 277 - Com. Ctr Impact							
277-41770	COMMUNITY CENT.	3,000.00	3,000.00	0.00	115.51	-2,884.49	96.15 %
277-45100	Interest Earned	800.00	800.00	0.00	0.00	-800.00	100.00 %
Dept: 650 - Parks Department							
277-57200-650	Capital Impr - Parks	55,500.00	55,500.00	0.00	0.00	55,500.00	100.00 %
	Dept: 650 - Parks Department Total:	**55,500.00**	**55,500.00**	**0.00**	**0.00**	**55,500.00**	**100.00%**
	Fund: 277 - Com. Ctr Impact Surplus (Deficit):	**-51,700.00**	**-51,700.00**	**0.00**	**115.51**	**51,815.51**	**100.22%**
Fund: 281 - State Recycling							
281-45100	Interest Earned	100.00	100.00	0.00	0.00	-100.00	100.00 %
281-46320	Recycling Grant	5,000.00	5,000.00	0.00	0.00	-5,000.00	100.00 %
Dept: 650 - Parks Department							
281-50800-650	Salary Transfer - Parks	2,500.00	2,500.00	0.00	0.00	2,500.00	100.00 %
281-57200-650	Capital Impr - Parks	2,000.00	2,000.00	0.00	0.00	2,000.00	100.00 %
	Dept: 650 - Parks Department Total:	**4,500.00**	**4,500.00**	**0.00**	**0.00**	**4,500.00**	**100.00%**
	Fund: 281 - State Recycling Surplus (Deficit):	**600.00**	**600.00**	**0.00**	**0.00**	**-600.00**	**100.00%**
Fund: 285 - HistPres Comm.							
285-41839	HPC Revenues	0.00	0.00	0.00	100.00	100.00	0.00 %
285-45100	Interest Earned	300.00	300.00	0.00	0.00	-300.00	100.00 %
	Fund: 285 - HistPres Comm. Total:	**300.00**	**300.00**	**0.00**	**100.00**	**-200.00**	**66.67%**
Fund: 310 - STATE PARK							
310-48810	SP ENTRANCE FEE	100.00	100.00	0.00	0.00	-100.00	100.00 %
310-48820	SP SEP. PARKING	3,000.00	3,000.00	0.00	1,123.48	-1,876.52	62.55 %
310-48830	SP CONCESSION A	0.00	0.00	0.00	6,358.15	6,358.15	0.00 %
310-48840	SP CONCESSION B	1,000.00	1,000.00	0.00	230.00	-770.00	77.00 %
Dept: 310 - Building Inspector							
310-52110-310	Supplies - Bldg. Inspector	64.14	64.14	0.00	0.00	64.14	100.00 %
	Dept: 310 - Building Inspector Total:	**64.14**	**64.14**	**0.00**	**0.00**	**64.14**	**100.00%**
Dept: 650 - Parks Department							
310-52100-650	Office Expense - Parks	400.00	400.00	0.00	0.00	400.00	100.00 %

		Original Total Budget	Current Total Budget	Period Activity	Fiscal Activity	Variance Favorable (Unfavorable)	Percent Remaining
310-52110-650	Supplies - Parks	1,000.00	1,000.00	0.00	144.99	855.01	85.50 %
310-52180-650	Small Tools - Parks	50.00	50.00	0.00	0.00	50.00	100.00 %
310-52280-650	Tires - Parks	50.00	50.00	0.00	0.00	50.00	100.00 %
310-52500-650	Prof Services - Parks	6,000.00	6,000.00	0.00	2,000.00	4,000.00	66.67 %
310-52600-650	Utilities - Parks	12,000.00	12,000.00	0.00	4,915.24	7,084.76	59.04 %
310-52700-650	Building Maint - Parks	5,000.00	5,000.00	0.00	0.00	5,000.00	100.00 %
310-52720-650	Equip Maint - Parks	1,500.00	1,500.00	0.00	221.88	1,278.12	85.21 %
310-53100-650	Advertising - Parks	200.00	200.00	0.00	0.00	200.00	100.00 %
310-53200-650	Communications - Parks	600.00	600.00	0.00	235.29	364.71	60.79 %
310-53800-650	Misc Expense - Parks	1,000.00	1,000.00	0.00	0.00	1,000.00	100.00 %
310-53801-650	CC Fee/Cash Dr - Parks	0.00	0.00	0.00	44.85	-44.85	0.00 %
310-59100-650	Loan Principal - Parks	1,991.00	1,991.00	0.00	690.11	1,300.89	65.34 %
310-59200-650	Loan Interest - Parks	6,189.00	6,189.00	0.00	127.83	6,061.17	97.93 %
310-60002-650	LOSSP GRANT - Parks	0.00	0.00	0.00	1,275.00	-1,275.00	0.00 %
	Dept: 650 - Parks Department Total:	**35,980.00**	**35,980.00**	**0.00**	**9,655.19**	**26,324.81**	**73.17%**
	Fund: 310 - STATE PARK Surplus (Deficit):	**-31,944.14**	**-31,944.14**	**0.00**	**-1,943.56**	**30,000.58**	**93.92%**
Fund: 311 - BOAT LAUNCH							
311-45100	Interest Earned	1,700.00	1,700.00	0.00	0.00	-1,700.00	100.00 %
311-47502	Boat Launch Fee	20,000.00	20,000.00	0.00	2,948.85	-17,051.15	85.26 %
311-49900	Misc Revenues	500.00	500.00	0.00	0.00	-500.00	100.00 %
Dept: 210 - Administrative Services							
311-53100-210	Advertising - Admin. Services	50.00	50.00	0.00	0.00	50.00	100.00 %
	Dept: 210 - Administrative Services Total:	**50.00**	**50.00**	**0.00**	**0.00**	**50.00**	**100.00%**
Dept: 230 - Finance							
311-52500-230	Prof Services - Finance	5,100.00	5,100.00	0.00	0.00	5,100.00	100.00 %
311-53100-230	Advertising - Finance	50.00	50.00	0.00	0.00	50.00	100.00 %
	Dept: 230 - Finance Total:	**5,150.00**	**5,150.00**	**0.00**	**0.00**	**5,150.00**	**100.00%**
Dept: 620 - City Engineer							
311-52500-620	Prof Services - City Engineer	6,000.00	6,000.00	0.00	0.00	6,000.00	100.00 %
	Dept: 620 - City Engineer Total:	**6,000.00**	**6,000.00**	**0.00**	**0.00**	**6,000.00**	**100.00%**
Dept: 650 - Parks Department							
311-52110-650	Supplies - Parks	5,000.00	5,000.00	0.00	0.00	5,000.00	100.00 %
311-52230-650	Signs - Parks	200.00	200.00	0.00	0.00	200.00	100.00 %
311-52400-650	Fees & Permits - Parks	2,100.00	2,100.00	0.00	0.00	2,100.00	100.00 %
311-52700-650	Building Maint - Parks	500.00	500.00	0.00	0.00	500.00	100.00 %
311-52720-650	Equip Maint - Parks	500.00	500.00	0.00	0.00	500.00	100.00 %
311-57200-650	Boat Launch Capital Imp Park	0.00	0.00	0.00	600.00	-600.00	0.00 %
	Dept: 650 - Parks Department Total:	**8,300.00**	**8,300.00**	**0.00**	**600.00**	**7,700.00**	**92.77%**
	Fund: 311 - BOAT LAUNCH Surplus (Deficit):	**2,700.00**	**2,700.00**	**0.00**	**2,348.85**	**-351.15**	**13.01%**
Fund: 410 - Water Fund							
410-45100	Interest Earned	75,000.00	75,000.00	0.00	1,774.41	-73,225.59	97.63 %
410-45700	Check Svc Chg	1,000.00	1,000.00	0.00	1,700.00	700.00	170.00 %
410-46601	State Grant	15,719,654.00	15,719,654.00	0.00	-581,070.51	-16,300,724.51	103.70 %
410-47800	Water Service	1,300,600.00	1,300,600.00	0.00	421,605.70	-878,994.30	67.58 %
410-47805	Water Usage	200,000.00	200,000.00	0.00	71,098.08	-128,901.92	64.45 %
410-47810	Water Conn Fees	11,000.00	11,000.00	0.00	10,700.00	-300.00	2.73 %
410-47820	Meter Inst Fees	0.00	0.00	0.00	800.00	800.00	0.00 %
410-47830	Water DI Fees	30,000.00	30,000.00	0.00	5,699.53	-24,300.47	81.00 %
410-47900	Util Late Pen	40,000.00	40,000.00	0.00	17,070.50	-22,929.50	57.32 %
410-47910	Del Turn On Fee	8,000.00	8,000.00	0.00	0.00	-8,000.00	100.00 %
410-49900	Misc Revenues	500.00	500.00	0.00	0.00	-500.00	100.00 %
Dept: 110 - City Clerk							
410-50110-110	Fica Clerk	0.00	0.00	0.00	137.72	-137.72	0.00 %
410-50520-110	Pers Retirement Clerk	0.00	0.00	0.00	167.76	-167.76	0.00 %
410-50800-110	Salary Transfer - City Clerk	17,391.81	17,391.81	0.00	8,078.22	9,313.59	53.55 %

		Original Total Budget	Current Total Budget	Period Activity	Fiscal Activity	Variance Favorable (Unfavorable)	Percent Remaining
410-55901-110	OVERHEAD EXP. - City Clerk	2,423.00	2,423.00	0.00	0.00	2,423.00	100.00 %
	Dept: 110 - City Clerk Total:	**19,814.81**	**19,814.81**	**0.00**	**8,383.70**	**11,431.11**	**57.69%**
Dept: 120 - City Council							
410-50110-120	Fica Council	0.00	0.00	0.00	377.80	-377.80	0.00 %
410-50800-120	Salary Transfer - City Council	15,953.73	15,953.73	0.00	4,940.00	11,013.73	69.04 %
410-55901-120	OVERHEAD EXP. - City Council	770.00	770.00	0.00	0.00	770.00	100.00 %
	Dept: 120 - City Council Total:	**16,723.73**	**16,723.73**	**0.00**	**5,317.80**	**11,405.93**	**68.20%**
Dept: 130 - City Treasurer							
410-50110-130	Fica City Clerk	0.00	0.00	0.00	55.68	-55.68	0.00 %
410-50800-130	Salary Transfer - City Treasurer	2,351.08	2,351.08	0.00	728.00	1,623.08	69.04 %
410-55901-130	OVERHEAD EXP. - City Treasurer	42.00	42.00	0.00	0.00	42.00	100.00 %
	Dept: 130 - City Treasurer Total:	**2,393.08**	**2,393.08**	**0.00**	**783.68**	**1,609.40**	**67.25%**
Dept: 210 - Administrative Services							
410-50110-210	Fica Admin	0.00	0.00	0.00	2,136.38	-2,136.38	0.00 %
410-50520-210	PersRetirment Admin	0.00	0.00	0.00	3,778.63	-3,778.63	0.00 %
410-50525-210	Pers Health Admin	0.00	0.00	0.00	4,127.16	-4,127.16	0.00 %
410-50530-210	41050530210	0.00	0.00	0.00	328.74	-328.74	0.00 %
410-50532-210	Vision admin	0.00	0.00	0.00	31.21	-31.21	0.00 %
410-50533-210	Life Insurance Admin	0.00	0.00	0.00	32.84	-32.84	0.00 %
410-50800-210	Salary Transfer - Admin. Services	186,273.50	186,273.50	0.00	48,711.00	137,562.50	73.85 %
410-55901-210	OVERHEAD EXP. - Admin. Services	15,365.00	15,365.00	0.00	0.00	15,365.00	100.00 %
	Dept: 210 - Administrative Services Total:	**201,638.50**	**201,638.50**	**0.00**	**59,145.96**	**142,492.54**	**70.67%**
Dept: 215 - Econ.Development							
410-55901-215	OVERHEAD EXP. - Econ.Developmt	2,844.00	2,844.00	0.00	0.00	2,844.00	100.00 %
	Dept: 215 - Econ.Development Total:	**2,844.00**	**2,844.00**	**0.00**	**0.00**	**2,844.00**	**100.00%**
Dept: 230 - Finance							
410-50110-230	Fica Finance	0.00	0.00	0.00	3,663.23	-3,663.23	0.00 %
410-50520-230	Pers Retirement Finance	0.00	0.00	0.00	4,311.75	-4,311.75	0.00 %
410-50525-230	PERS Health - Finance	0.00	0.00	0.00	14,633.83	-14,633.83	0.00 %
410-50530-230	Dental Finance	0.00	0.00	0.00	1,268.84	-1,268.84	0.00 %
410-50532-230	Vision Finance	0.00	0.00	0.00	103.61	-103.61	0.00 %
410-50533-230	Life Insurance Finance	0.00	0.00	0.00	97.47	-97.47	0.00 %
410-50800-230	Salary Transfer - Finance	227,680.55	227,680.55	0.00	78,205.93	149,474.62	65.65 %
410-51160-230	Retiree Health - Finance	13,000.00	13,000.00	0.00	2,018.52	10,981.48	84.47 %
410-52500-230	Prof Services - Finance	35,000.00	35,000.00	0.00	0.00	35,000.00	100.00 %
410-53300-230	Rents & Leases - Finance	3,500.00	3,500.00	0.00	3,999.91	-499.91	-14.28 %
410-55901-230	OVERHEAD EXP. - Finance	77,860.00	77,860.00	0.00	0.00	77,860.00	100.00 %
410-55902-230	OPEB Funding - Finance	6,149.00	6,149.00	0.00	0.00	6,149.00	100.00 %
	Dept: 230 - Finance Total:	**363,189.55**	**363,189.55**	**0.00**	**108,303.09**	**254,886.46**	**70.18%**
Dept: 240 - City Attorney							
410-52500-240	Prof Services - City Attorney	25,000.00	25,000.00	0.00	4,087.56	20,912.44	83.65 %
	Dept: 240 - City Attorney Total:	**25,000.00**	**25,000.00**	**0.00**	**4,087.56**	**20,912.44**	**83.65%**
Dept: 610 - City Hall							
410-55901-610	OVERHEAD EXP. - City Hall	22,506.00	22,506.00	0.00	0.00	22,506.00	100.00 %
	Dept: 610 - City Hall Total:	**22,506.00**	**22,506.00**	**0.00**	**0.00**	**22,506.00**	**100.00%**
Dept: 620 - City Engineer							
410-52500-620	Prof Services - City Engineer	10,000.00	10,000.00	0.00	465.40	9,534.60	95.35 %
	Dept: 620 - City Engineer Total:	**10,000.00**	**10,000.00**	**0.00**	**465.40**	**9,534.60**	**95.35%**
Dept: 670 - Water Department							
410-50100-670	Salaries/Perm - Water	174,473.90	174,473.90	0.00	54,074.38	120,399.52	69.01 %
410-50110-670	FICA/MEDICARE - Water	14,531.14	14,531.14	0.00	5,116.31	9,414.83	64.79 %
410-50111-670	Medicare - Water	3,131.61	3,131.61	0.00	0.00	3,131.61	100.00 %
410-50300-670	Overtime - Water	38,600.00	38,600.00	0.00	12,548.24	26,051.76	67.49 %
410-50310-670	Holiday O/T - Water	1,357.50	1,357.50	0.00	256.29	1,101.21	81.12 %
410-50520-670	PERS Retirement - Water	14,946.29	14,946.29	0.00	4,220.84	10,725.45	71.76 %

		Original Total Budget	Current Total Budget	Period Activity	Fiscal Activity	Variance Favorable (Unfavorable)	Percent Remaining
410-50521-670	PERS UAL - Water	62,019.20	62,019.20	0.00	65,196.90	-3,177.70	-5.12 %
410-50525-670	PERS HEALTH - Water	88,605.43	88,605.43	0.00	9,113.67	79,491.76	89.71 %
410-50530-670	DENTAL,VISION, - Water	4,047.74	4,047.74	0.00	1,168.76	2,878.98	71.13 %
410-50532-670	Vision - Water	575.53	575.53	0.00	123.61	451.92	78.52 %
410-50533-670	Life Insurance - Water	469.80	469.80	0.00	121.38	348.42	74.16 %
410-50535-670	SUPPLE. INS. - Water	97.20	97.20	0.00	89.01	8.19	8.43 %
410-51150-670	Workers Comp. - Water	14,474.09	14,474.09	0.00	7,237.04	7,237.05	50.00 %
410-51170-670	Gym Membership -Water	0.00	0.00	0.00	150.00	-150.00	0.00 %
410-51200-670	Clothing/Per Ex - Water	4,000.00	4,000.00	0.00	1,408.37	2,591.63	64.79 %
410-51300-670	Training/Travel - Water	2,000.00	2,000.00	0.00	33.20	1,966.80	98.34 %
410-52100-670	Office Expense - Water	16,000.00	16,000.00	0.00	5,481.49	10,518.51	65.74 %
410-52110-670	Supplies - Water	6,000.00	6,000.00	0.00	975.65	5,024.35	83.74 %
410-52150-670	Med Supplies - Water	200.00	200.00	0.00	0.00	200.00	100.00 %
410-52160-670	Plaques/Awards - Water	75.00	75.00	0.00	25.00	50.00	66.67 %
410-52180-670	Small Tools - Water	1,500.00	1,500.00	0.00	0.00	1,500.00	100.00 %
410-52200-670	Safety Equipmnt - Water	700.00	700.00	0.00	0.00	700.00	100.00 %
410-52250-670	Chlorine - Water	40,000.00	40,000.00	0.00	46,268.22	-6,268.22	-15.67 %
410-52260-670	Chemicals - Water	0.00	0.00	0.00	3,993.77	-3,993.77	0.00 %
410-52270-670	Fuel - Water	7,500.00	7,500.00	0.00	2,366.45	5,133.55	68.45 %
410-52400-670	Fees & Permits - Water	25,000.00	25,000.00	0.00	543.60	24,456.40	97.83 %
410-52500-670	Prof Services - Water	10,000.00	10,000.00	0.00	315.00	9,685.00	96.85 %
410-52520-670	Testing - Water	15,000.00	15,000.00	0.00	2,708.94	12,291.06	81.94 %
410-52600-670	Utilities - Water	175,000.00	175,000.00	0.00	69,777.97	105,222.03	60.13 %
410-52700-670	Building Maint - Water	50,000.00	50,000.00	0.00	28,080.59	21,919.41	43.84 %
410-52710-670	Pump/Motor Main - Water	10,000.00	10,000.00	0.00	0.00	10,000.00	100.00 %
410-52720-670	Equip Maint - Water	15,000.00	15,000.00	0.00	1,507.98	13,492.02	89.95 %
410-52800-670	Insurance/Bonds - Water	141,315.25	141,315.25	0.00	141,308.25	7.00	0.00 %
410-52850-670	Dues/Membershps - Water	2,000.00	2,000.00	0.00	429.74	1,570.26	78.51 %
410-53100-670	Advertising - Water	100.00	100.00	0.00	0.00	100.00	100.00 %
410-53200-670	Communications - Water	3,000.00	3,000.00	0.00	700.24	2,299.76	76.66 %
410-53300-670	Rents & Leases - Water	420.00	420.00	0.00	175.20	244.80	58.29 %
410-53800-670	Misc Expense - Water	30,000.00	30,000.00	0.00	1,073.03	28,926.97	96.42 %
410-53801-670	CC Fee/Cash Dr - Water	3,000.00	3,000.00	0.00	1.16	2,998.84	99.96 %
410-57100-670	Mach & Equip - Water	225,000.00	225,000.00	0.00	13,214.35	211,785.65	94.13 %
410-57200-670	Capital Impr - Water	0.00	0.00	0.00	10,261.69	-10,261.69	0.00 %
410-60003-670	Well # 6 - Water	900,000.00	900,000.00	0.00	2,751.87	897,248.13	99.69 %
410-61011-670	WALNUT WATER - Water	0.00	0.00	0.00	942.50	-942.50	0.00 %
410-62672-670	WELL CONSDOLD. - Water	15,719,654.00	15,719,654.00	0.00	152,000.50	15,567,653.50	99.03 %
	Dept: 670 - Water Department Total:	**17,819,793.68**	**17,819,793.68**	**0.00**	**645,761.19**	**17,174,032.49**	**96.38%**
	Fund: 410 - Water Fund Surplus (Deficit):	**-1,098,149.35**	**-1,098,149.35**	**0.00**	**-882,870.67**	**215,278.68**	**19.60%**
Fund: 422 - Corp Yard Relo							
422-45100	Interest Earned	3,000.00	3,000.00	0.00	0.00	-3,000.00	100.00 %
422-47725	Corp.Yard Reloc	0.00	0.00	0.00	97.09	97.09	0.00 %
	Fund: 422 - Corp Yard Relo Total:	**3,000.00**	**3,000.00**	**0.00**	**97.09**	**-2,902.91**	**96.76%**
Fund: 430 - Sewer Fund							
430-45100	Interest Earned	80,000.00	80,000.00	0.00	1,774.39	-78,225.61	97.78 %
430-45300	Land Rent - Sewer	170,000.00	170,000.00	0.00	11,382.45	-158,617.55	93.30 %
430-46601	State Grant	27,000,000.00	27,000,000.00	0.00	-1,577,319.00	-28,577,319.00	105.84 %
430-47600	Sewer Charges	3,540,303.64	3,540,303.64	0.00	1,227,000.49	-2,313,303.15	65.34 %
430-47630	SEWER FACILITY	65,000.00	65,000.00	0.00	8,476.73	-56,523.27	86.96 %
430-49900	Misc Revenues	600.00	600.00	0.00	0.00	-600.00	100.00 %
Dept: 110 - City Clerk							
430-50110-110	Fica Clerk	0.00	0.00	0.00	137.68	-137.68	0.00 %
430-50520-110	Pers Retirement clerk	0.00	0.00	0.00	167.72	-167.72	0.00 %
430-50800-110	Salary Transfer - City Clerk	26,756.63	26,756.63	0.00	11,458.80	15,297.83	57.17 %
430-55901-110	OVERHEAD EXP. - City Clerk	3,728.00	3,728.00	0.00	0.00	3,728.00	100.00 %
	Dept: 110 - City Clerk Total:	**30,484.63**	**30,484.63**	**0.00**	**11,764.20**	**18,720.43**	**61.41%**

		Original Total Budget	Current Total Budget	Period Activity	Fiscal Activity	Variance Favorable (Unfavorable)	Percent Remaining
Dept: 120 - City Council							
430-50110-120	Fica Council	0.00	0.00	0.00	581.40	-581.40	0.00 %
430-50800-120	Salary Transfer - City Council	24,544.20	24,544.20	0.00	7,600.00	16,944.20	69.04 %
430-55901-120	OVERHEAD EXP. - City Council	1,980.00	1,980.00	0.00	0.00	1,980.00	100.00 %
	Dept: 120 - City Council Total:	**26,524.20**	**26,524.20**	**0.00**	**8,181.40**	**18,342.80**	**69.15%**
Dept: 130 - City Treasurer							
430-50110-130	Fica Clerk	0.00	0.00	0.00	85.68	-85.68	0.00 %
430-50800-130	Salary Transfer - City Treasurer	3,617.04	3,617.04	0.00	1,120.00	2,497.04	69.04 %
	Dept: 130 - City Treasurer Total:	**3,617.04**	**3,617.04**	**0.00**	**1,205.68**	**2,411.36**	**66.67%**
Dept: 210 - Administrative Services							
430-50110-210	Fica Admin	0.00	0.00	0.00	2,136.40	-2,136.40	0.00 %
430-50520-210	Pers Retirement Admin	0.00	0.00	0.00	3,778.59	-3,778.59	0.00 %
430-50525-210	Pers Health	0.00	0.00	0.00	4,127.15	-4,127.15	0.00 %
430-50530-210	Dental Admin	0.00	0.00	0.00	328.74	-328.74	0.00 %
430-50532-210	Vision Admin	0.00	0.00	0.00	31.27	-31.27	0.00 %
430-50533-210	Life Insur. Admin	0.00	0.00	0.00	32.81	-32.81	0.00 %
430-50800-210	Salary Transfer - Admin. Services	188,478.35	188,478.35	0.00	48,710.98	139,767.37	74.16 %
430-55901-210	OVERHEAD EXP. - Admin. Services	23,615.00	23,615.00	0.00	0.00	23,615.00	100.00 %
	Dept: 210 - Administrative Services Total:	**212,093.35**	**212,093.35**	**0.00**	**59,145.94**	**152,947.41**	**72.11%**
Dept: 215 - Econ.Development							
430-55901-215	OVERHEAD EXP. - Econ.Developmt	5,015.00	5,015.00	0.00	0.00	5,015.00	100.00 %
	Dept: 215 - Econ.Development Total:	**5,015.00**	**5,015.00**	**0.00**	**0.00**	**5,015.00**	**100.00%**
Dept: 220 - Planning							
430-62004-220	MO Development - Planning	0.00	0.00	0.00	1,085.46	-1,085.46	0.00 %
	Dept: 220 - Planning Total:	**0.00**	**0.00**	**0.00**	**1,085.46**	**-1,085.46**	**0.00%**
Dept: 230 - Finance							
430-50110-230	Fica Finance	0.00	0.00	0.00	3,663.27	-3,663.27	0.00 %
430-50520-230	Pers Retirement Finance	0.00	0.00	0.00	4,311.64	-4,311.64	0.00 %
430-50525-230	PERS Health - Finance	0.00	0.00	0.00	14,633.69	-14,633.69	0.00 %
430-50530-230	Dental Finance	0.00	0.00	0.00	1,268.91	-1,268.91	0.00 %
430-50532-230	Vision Finance	0.00	0.00	0.00	103.56	-103.56	0.00 %
430-50533-230	Life Insur. Finance	0.00	0.00	0.00	97.37	-97.37	0.00 %
430-50800-230	Salary Transfer - Finance	227,680.55	227,680.55	0.00	78,205.88	149,474.67	65.65 %
430-51160-230	Retiree Health - Finance	9,000.00	9,000.00	0.00	1,341.36	7,658.64	85.10 %
430-52500-230	Prof Services - Finance	30,000.00	30,000.00	0.00	0.00	30,000.00	100.00 %
430-53300-230	Rents & Leases - Finance	3,500.00	3,500.00	0.00	3,999.90	-499.90	-14.28 %
430-55901-230	OVERHEAD EXP. - Finance	41,625.00	41,625.00	0.00	0.00	41,625.00	100.00 %
430-55902-230	OPEB Funding - Finance	10,715.00	10,715.00	0.00	0.00	10,715.00	100.00 %
	Dept: 230 - Finance Total:	**322,520.55**	**322,520.55**	**0.00**	**107,625.58**	**214,894.97**	**66.63%**
Dept: 240 - City Attorney							
430-52500-240	Prof Services - City Attorney	35,000.00	35,000.00	0.00	4,087.56	30,912.44	88.32 %
	Dept: 240 - City Attorney Total:	**35,000.00**	**35,000.00**	**0.00**	**4,087.56**	**30,912.44**	**88.32%**
Dept: 610 - City Hall							
430-55901-610	OVERHEAD EXP. - City Hall	22,515.00	22,515.00	0.00	0.00	22,515.00	100.00 %
	Dept: 610 - City Hall Total:	**22,515.00**	**22,515.00**	**0.00**	**0.00**	**22,515.00**	**100.00%**
Dept: 620 - City Engineer							
430-52500-620	Prof Services - City Engineer	3,000.00	3,000.00	0.00	1,176.85	1,823.15	60.77 %
	Dept: 620 - City Engineer Total:	**3,000.00**	**3,000.00**	**0.00**	**1,176.85**	**1,823.15**	**60.77%**
Dept: 690 - Sewer Department							
430-50100-690	Salaries/Perm - Sewer	241,204.10	241,204.10	0.00	100,423.80	140,780.30	58.37 %
430-50110-690	Fica/Medicare - Sewer	20,689.30	20,689.30	0.00	9,501.49	11,187.81	54.08 %
430-50111-690	Medicare - Sewer	4,343.14	4,343.14	0.00	0.00	4,343.14	100.00 %
430-50300-690	Overtime - Sewer	55,400.00	55,400.00	0.00	23,303.90	32,096.10	57.94 %
430-50310-690	Holiday O/T - Sewer	2,092.50	2,092.50	0.00	475.94	1,616.56	77.25 %
430-50520-690	PERS Retirement - Sewer	20,994.67	20,994.67	0.00	7,838.72	13,155.95	62.66 %

		Original Total Budget	Current Total Budget	Period Activity	Fiscal Activity	Variance Favorable (Unfavorable)	Percent Remaining
430-50521-690	PERS UAL - Sewer	75,801.24	75,801.24	0.00	79,685.09	-3,883.85	-5.12 %
430-50525-690	PERS Health - Sewer	108,295.53	108,295.53	0.00	16,925.33	91,370.20	84.37 %
430-50530-690	DENTAL,VISION, - Sewer	5,375.14	5,375.14	0.00	2,170.40	3,204.74	59.62 %
430-50532-690	Vision - Sewer	652.67	652.67	0.00	229.55	423.12	64.83 %
430-50533-690	LIFE INSURANCE - Sewer	574.20	574.20	0.00	225.42	348.78	60.74 %
430-50535-690	SUPPLE. INS. - Sewer	118.80	118.80	0.00	89.01	29.79	25.08 %
430-51150-690	Workers Comp. - Sewer	18,055.33	18,055.33	0.00	9,027.66	9,027.67	50.00 %
430-51170-690	Gym Membership - Sewer	0.00	0.00	0.00	150.00	-150.00	0.00 %
430-51200-690	Clothing/Per Ex - Sewer	5,000.00	5,000.00	0.00	1,408.53	3,591.47	71.83 %
430-51300-690	Training/Travel - Sewer	8,000.00	8,000.00	0.00	33.20	7,966.80	99.59 %
430-52100-690	Office Expense - Sewer	12,000.00	12,000.00	0.00	5,481.53	6,518.47	54.32 %
430-52110-690	Supplies - Sewer	24,000.00	24,000.00	0.00	876.71	23,123.29	96.35 %
430-52150-690	Med Supplies - Sewer	500.00	500.00	0.00	0.00	500.00	100.00 %
430-52160-690	Plaques/Awards - Sewer	50.00	50.00	0.00	25.00	25.00	50.00 %
430-52180-690	Small Tools - Sewer	1,500.00	1,500.00	0.00	0.00	1,500.00	100.00 %
430-52200-690	Safety Equipmnt - Sewer	500.00	500.00	0.00	0.00	500.00	100.00 %
430-52250-690	Chlorine - Sewer	500.00	500.00	0.00	0.00	500.00	100.00 %
430-52260-690	Chemicals - Sewer	25,000.00	25,000.00	0.00	3,993.78	21,006.22	84.02 %
430-52270-690	Fuel - Sewer	22,000.00	22,000.00	0.00	7,970.61	14,029.39	63.77 %
430-52400-690	Fees & Permits - Sewer	40,000.00	40,000.00	0.00	3,790.00	36,210.00	90.53 %
430-52420-690	Annexation Fee - Sewer	6,000.00	6,000.00	0.00	17,627.86	-11,627.86	-193.80 %
430-52500-690	Prof Services - Sewer	61,000.00	61,000.00	0.00	2,512.90	58,487.10	95.88 %
430-52520-690	Testing - Sewer	75,000.00	75,000.00	0.00	3,177.47	71,822.53	95.76 %
430-52600-690	Utilities - Sewer	418,404.00	418,404.00	0.00	58,343.00	360,061.00	86.06 %
430-52700-690	Building Maint - Sewer	50,000.00	50,000.00	0.00	3,492.52	46,507.48	93.01 %
430-52720-690	Equip Maint - Sewer	150,000.00	150,000.00	0.00	916.30	149,083.70	99.39 %
430-52800-690	Insurance/Bonds - Sewer	141,315.25	141,315.25	0.00	141,308.25	7.00	0.00 %
430-52850-690	Dues/Membershps - Sewer	1,500.00	1,500.00	0.00	429.75	1,070.25	71.35 %
430-53100-690	Advertising - Sewer	100.00	100.00	0.00	230.00	-130.00	-130.00 %
430-53200-690	Communications - Sewer	5,000.00	5,000.00	0.00	1,132.19	3,867.81	77.36 %
430-53300-690	Rents & Leases - Sewer	5,000.00	5,000.00	0.00	175.20	4,824.80	96.50 %
430-53740-690	PROPERTY TAXES - Sewer	67,300.00	67,300.00	0.00	0.00	67,300.00	100.00 %
430-53800-690	Misc Expense - Sewer	500.00	500.00	0.00	889.21	-389.21	-77.84 %
430-53801-690	CC Fee/Cash Dr - Sewer	3,000.00	3,000.00	0.00	1.17	2,998.83	99.96 %
430-53900-690	Depreciation - Sewer	250.00	250.00	0.00	0.00	250.00	100.00 %
430-55900-690	Transfers Out - Sewer	77,500.00	77,500.00	0.00	0.00	77,500.00	100.00 %
430-57100-690	Mach & Equip - Sewer	200,000.00	200,000.00	0.00	0.00	200,000.00	100.00 %
430-57200-690	Capital Impr - Sewer	100.00	100.00	0.00	0.00	100.00	100.00 %
430-59100-690	Loan Principal - Sewer	812,256.00	812,256.00	0.00	0.00	812,256.00	100.00 %
430-59200-690	Loan Interest - Sewer	325,479.00	325,479.00	0.00	0.00	325,479.00	100.00 %
430-62681-690	CWSRF COLLECT. - Sewer	19,000,000.00	19,000,000.00	0.00	0.00	19,000,000.00	100.00 %
	Dept: 690 - Sewer Department Total:	**22,092,350.87**	**22,092,350.87**	**0.00**	**503,861.49**	**21,588,489.38**	**97.72%**
	Fund: 430 - Sewer Fund Surplus (Deficit):	**8,102,783.00**	**8,102,783.00**	**0.00**	**-1,026,819.10**	**-9,129,602.10**	**112.67%**
Fund: 507 - ARCO							
Dept: 620 - City Engineer							
507-52500-620	Prof Services - City Engineer	2,500,000.00	2,500,000.00	0.00	601,490.82	1,898,509.18	75.94 %
	Dept: 620 - City Engineer Total:	**2,500,000.00**	**2,500,000.00**	**0.00**	**601,490.82**	**1,898,509.18**	**75.94%**
	Fund: 507 - ARCO Total:	**2,500,000.00**	**2,500,000.00**	**0.00**	**601,490.82**	**1,898,509.18**	**75.94%**
Fund: 536 - BLUE HERON							
536-49900	Blue Heron Misc.	0.00	0.00	0.00	101.00	101.00	0.00 %
	Fund: 536 - BLUE HERON Total:	**0.00**	**0.00**	**0.00**	**101.00**	**101.00**	**0.00%**
Fund: 610 - C. Meadows West							
610-42105	Assessment Dist	8,484.00	8,484.00	0.00	0.00	-8,484.00	100.00 %
610-45100	Interest Earned	100.00	100.00	0.00	0.00	-100.00	100.00 %
Dept: 620 - City Engineer							
610-52500-620	Prof Services - City Engineer	500.00	500.00	0.00	908.64	-408.64	-81.73 %
610-52600-620	Utilities - City Engineer	975.00	975.00	0.00	0.00	975.00	100.00 %

		Original Total Budget	Current Total Budget	Period Activity	Fiscal Activity	Variance Favorable (Unfavorable)	Percent Remaining
610-53100-620	Advertising - City Engineer	100.00	100.00	0.00	0.00	100.00	100.00 %
	Dept: 620 - City Engineer Total:	**1,575.00**	**1,575.00**	**0.00**	**908.64**	**666.36**	**42.31%**
Dept: 630 - Street Department							
610-50800-630	Salary Transfer - Street Dept.	5,000.00	5,000.00	0.00	0.00	5,000.00	100.00 %
610-52600-630	Utilities - Street Dept.	0.00	0.00	0.00	113.91	-113.91	0.00 %
	Dept: 630 - Street Department Total:	**5,000.00**	**5,000.00**	**0.00**	**113.91**	**4,886.09**	**97.72%**
Dept: 650 - Parks Department							
610-50800-650	Salary Transfer - Parks	2,000.00	2,000.00	0.00	0.00	2,000.00	100.00 %
	Dept: 650 - Parks Department Total:	**2,000.00**	**2,000.00**	**0.00**	**0.00**	**2,000.00**	**100.00%**
	Fund: 610 - C. Meadows West Surplus (Deficit):	**9.00**	**9.00**	**0.00**	**-1,022.55**	**-1,031.55**	**11,461.67%**
Fund: 620 - Hoblit Lighting							
620-42105	Assessment Dist	6,250.00	6,250.00	0.00	0.00	-6,250.00	100.00 %
620-45100	Interest Earned	20.00	20.00	0.00	0.00	-20.00	100.00 %
Dept: 620 - City Engineer							
620-52500-620	Prof Services - City Engineer	700.00	700.00	0.00	908.64	-208.64	-29.81 %
620-53100-620	Advertising - City Engineer	100.00	100.00	0.00	0.00	100.00	100.00 %
	Dept: 620 - City Engineer Total:	**800.00**	**800.00**	**0.00**	**908.64**	**-108.64**	**-13.58%**
Dept: 630 - Street Department							
620-50800-630	Salary Transfer - Street Dept.	3,000.00	3,000.00	0.00	0.00	3,000.00	100.00 %
620-52600-630	Utilities - Street Dept.	200.00	200.00	0.00	56.97	143.03	71.52 %
	Dept: 630 - Street Department Total:	**3,200.00**	**3,200.00**	**0.00**	**56.97**	**3,143.03**	**98.22%**
Dept: 650 - Parks Department							
620-50800-650	Salary Transfer - Parks	2,000.00	2,000.00	0.00	0.00	2,000.00	100.00 %
	Dept: 650 - Parks Department Total:	**2,000.00**	**2,000.00**	**0.00**	**0.00**	**2,000.00**	**100.00%**
	Fund: 620 - Hoblit Lighting Surplus (Deficit):	**270.00**	**270.00**	**0.00**	**-965.61**	**-1,235.61**	**457.63%**
Fund: 640 - Colusa CFD2							
640-42105	Assessment Dist	38,000.00	38,000.00	0.00	0.00	-38,000.00	100.00 %
640-45100	Interest Earned	900.00	900.00	0.00	0.00	-900.00	100.00 %
Dept: 230 - Finance							
640-52500-230	Prof Services - Finance	5,000.00	5,000.00	0.00	0.00	5,000.00	100.00 %
	Dept: 230 - Finance Total:	**5,000.00**	**5,000.00**	**0.00**	**0.00**	**5,000.00**	**100.00%**
Dept: 620 - City Engineer							
640-52500-620	Prof Services - City Engineer	1,200.00	1,200.00	0.00	2,498.76	-1,298.76	-108.23 %
640-53100-620	Advertising - City Engineer	80.00	80.00	0.00	0.00	80.00	100.00 %
	Dept: 620 - City Engineer Total:	**1,280.00**	**1,280.00**	**0.00**	**2,498.76**	**-1,218.76**	**-95.22%**
Dept: 630 - Street Department							
640-50800-630	Salary Transfer - Street Dept.	35,000.00	35,000.00	0.00	0.00	35,000.00	100.00 %
640-52600-630	Utilities - Street Dept.	2,000.00	2,000.00	0.00	560.39	1,439.61	71.98 %
	Dept: 630 - Street Department Total:	**37,000.00**	**37,000.00**	**0.00**	**560.39**	**36,439.61**	**98.49%**
Dept: 650 - Parks Department							
640-50800-650	Salary Transfer - Parks	10,000.00	10,000.00	0.00	0.00	10,000.00	100.00 %
	Dept: 650 - Parks Department Total:	**10,000.00**	**10,000.00**	**0.00**	**0.00**	**10,000.00**	**100.00%**
	Fund: 640 - Colusa CFD2 Surplus (Deficit):	**-14,380.00**	**-14,380.00**	**0.00**	**-3,059.15**	**11,320.85**	**78.73%**
Fund: 660 - WALNUT RANCH							
660-42105	Assessment Dist	28,000.00	28,000.00	0.00	0.00	-28,000.00	100.00 %
660-45100	Interest Earned	500.00	500.00	0.00	0.00	-500.00	100.00 %
Dept: 620 - City Engineer							
660-52500-620	Prof Services - City Engineer	2,000.00	2,000.00	0.00	1,135.80	864.20	43.21 %
660-53100-620	Advertising - City Engineer	100.00	100.00	0.00	0.00	100.00	100.00 %
	Dept: 620 - City Engineer Total:	**2,100.00**	**2,100.00**	**0.00**	**1,135.80**	**964.20**	**45.91%**

		Original Total Budget	Current Total Budget	Period Activity	Fiscal Activity	Variance Favorable (Unfavorable)	Percent Remaining
Dept: 630 - Street Department							
660-50800-630	Salary Transfer - Street Dept.	20,000.00	20,000.00	0.00	0.00	20,000.00	100.00 %
	Dept: 630 - Street Department Total:	**20,000.00**	**20,000.00**	**0.00**	**0.00**	**20,000.00**	**100.00%**
	Fund: 660 - WALNUT RANCH Surplus (Deficit):	**6,400.00**	**6,400.00**	**0.00**	**-1,135.80**	**-7,535.80**	**117.75%**
	Report Surplus (Deficit):	**3,155,451.21**	**3,155,451.21**	**0.00**	**-4,089,460.78**	**-7,244,911.99**	**229.60%**

Group Summary

Dep...	Original Total Budget	Current Total Budget	Period Activity	Fiscal Activity	Variance Favorable (Unfavorable)	Percent Remaining
Fund: 101 - General Fund						
	5,901,402.00	5,901,402.00	0.00	2,278,418.88	-3,622,983.12	61.39%
110 - City Clerk	43,894.83	43,894.83	0.00	26,258.46	17,636.37	40.18%
120 - City Council	29,079.57	29,079.57	0.00	7,122.61	21,956.96	75.51%
130 - City Treasurer	3,074.48	3,074.48	0.00	1,024.84	2,049.64	66.67%
210 - Administrative Services	242,178.80	242,178.80	0.00	80,167.80	162,011.00	66.90%
215 - Econ.Development	180,050.00	180,050.00	0.00	7,473.53	172,576.47	95.85%
216 - PERILLI BLDG	52,432.00	52,432.00	0.00	121.80	52,310.20	99.77%
220 - Planning	127,750.00	127,750.00	0.00	29,088.76	98,661.24	77.23%
225 - Code Enforcement	0.00	0.00	0.00	2,474.76	-2,474.76	0.00%
230 - Finance	868,750.94	868,750.94	0.00	369,042.55	499,708.39	57.52%
231 - American Relief Plan Act.	50,000.00	50,000.00	0.00	7,585.00	42,415.00	84.83%
240 - City Attorney	40,000.00	40,000.00	0.00	4,087.56	35,912.44	89.78%
310 - Building Inspector	105,000.00	105,000.00	0.00	25,480.85	79,519.15	75.73%
320 - Fire Department	1,256,544.62	1,256,544.62	0.00	476,375.51	780,169.11	62.09%
610 - City Hall	68,200.00	68,200.00	0.00	10,201.70	57,998.30	85.04%
620 - City Engineer	40,000.00	40,000.00	0.00	41,023.83	-1,023.83	-2.56%
630 - Street Department	890,240.29	890,240.29	0.00	829,914.97	60,325.32	6.78%
640 - Recreation Department	211,945.85	211,945.85	0.00	70,851.46	141,094.39	66.57%
650 - Parks Department	326,774.11	326,774.11	0.00	140,886.17	185,887.94	56.89%
710 - Police Department	2,083,276.27	2,083,276.27	0.00	905,754.00	1,177,522.27	56.52%
Fund: 101 - General Fund Surplus (Deficit):	**-717,789.76**	**-717,789.76**	**0.00**	**-756,517.28**	**-38,727.52**	**-5.40%**
Fund: 102 - Cannabis Rev.						
	188,000.00	188,000.00	0.00	30,239.55	-157,760.45	83.92%
220 - Planning	0.00	0.00	0.00	200.00	-200.00	0.00%
240 - City Attorney	500.00	500.00	0.00	1,827.66	-1,327.66	-265.53%
Fund: 102 - Cannabis Rev. Surplus (Deficit):	**187,500.00**	**187,500.00**	**0.00**	**28,211.89**	**-159,288.11**	**84.95%**
Fund: 211 - Traffic Safety						
	3,600.00	3,600.00	0.00	2,019.14	-1,580.86	43.91%
630 - Street Department	4,000.00	4,000.00	0.00	0.00	4,000.00	100.00%
Fund: 211 - Traffic Safety Surplus (Deficit):	**-400.00**	**-400.00**	**0.00**	**2,019.14**	**2,419.14**	**604.79%**
Fund: 214 - SLESF						
	197,000.00	197,000.00	0.00	26,408.34	-170,591.66	86.59%
710 - Police Department	318,500.00	318,500.00	0.00	45,446.58	273,053.42	85.73%
Fund: 214 - SLESF Surplus (Deficit):	**-121,500.00**	**-121,500.00**	**0.00**	**-19,038.24**	**102,461.76**	**84.33%**
Fund: 220 - Prop 64 Grant						
	248,097.00	248,097.00	0.00	0.00	-248,097.00	100.00%
225 - Code Enforcement	169,687.56	169,687.56	0.00	64,589.53	105,098.03	61.94%
240 - City Attorney	600.00	600.00	0.00	0.00	600.00	100.00%
710 - Police Department	80,000.00	80,000.00	0.00	0.00	80,000.00	100.00%
Fund: 220 - Prop 64 Grant Surplus (Deficit):	**-2,190.56**	**-2,190.56**	**0.00**	**-64,589.53**	**-62,398.97**	**-2,848.54%**
Fund: 221 - STRIKE TEAM						
	303,000.00	303,000.00	0.00	80,589.58	-222,410.42	73.40%
320 - Fire Department	402,008.48	402,008.48	0.00	159,166.22	242,842.26	60.41%
Fund: 221 - STRIKE TEAM Surplus (Deficit):	**-99,008.48**	**-99,008.48**	**0.00**	**-78,576.64**	**20,431.84**	**20.64%**
Fund: 241 - Gas Taxes						
	321,000.00	321,000.00	0.00	70,242.07	-250,757.93	78.12%
216 - PERILLI BLDG	60,000.00	60,000.00	0.00	14,492.17	45,507.83	75.85%
630 - Street Department	365,330.00	365,330.00	0.00	28,919.47	336,410.53	92.08%
Fund: 241 - Gas Taxes Surplus (Deficit):	**-104,330.00**	**-104,330.00**	**0.00**	**26,830.43**	**131,160.43**	**125.72%**
Fund: 246 - County Transpo						
	285,000.00	285,000.00	0.00	0.00	-285,000.00	100.00%
630 - Street Department	262,000.00	262,000.00	0.00	1,401.00	260,599.00	99.47%

Dep...	Original Total Budget	Current Total Budget	Period Activity	Fiscal Activity	Variance Favorable (Unfavorable)	Percent Remaining
631 - MEASURE B PROJECTS	250,000.00	250,000.00	0.00	0.00	250,000.00	100.00%
Fund: 246 - County Transpo Surplus (Deficit):	**-227,000.00**	**-227,000.00**	**0.00**	**-1,401.00**	**225,599.00**	**99.38%**
Fund: 253 - Improvemnt Dist						
	494,100.00	494,100.00	0.00	-630,291.34	-1,124,391.34	227.56%
620 - City Engineer	2,500.00	2,500.00	0.00	3,748.14	-1,248.14	-49.93%
630 - Street Department	20,000.00	20,000.00	0.00	11,948.32	8,051.68	40.26%
640 - Recreation Department	84,627.50	84,627.50	0.00	55,029.20	29,598.30	34.97%
650 - Parks Department	9,791.00	9,791.00	0.00	4,285.89	5,505.11	56.23%
Fund: 253 - Improvemnt Dist Surplus (Deficit):	**377,181.50**	**377,181.50**	**0.00**	**-705,302.89**	**-1,082,484.39**	**286.99%**
Fund: 261 - CDBG Pgm Income						
	19,000.00	19,000.00	0.00	5,872.24	-13,127.76	69.09%
230 - Finance	9,600.00	9,600.00	0.00	13,465.13	-3,865.13	-40.26%
Fund: 261 - CDBG Pgm Income Surplus (Deficit):	**9,400.00**	**9,400.00**	**0.00**	**-7,592.89**	**-16,992.89**	**180.78%**
Fund: 262 - HOME Pgm Income						
	19,500.00	19,500.00	0.00	2,404.55	-17,095.45	87.67%
230 - Finance	5,700.00	5,700.00	0.00	0.00	5,700.00	100.00%
Fund: 262 - HOME Pgm Income Surplus (Deficit):	**13,800.00**	**13,800.00**	**0.00**	**2,404.55**	**-11,395.45**	**82.58%**
Fund: 263 - MicroECO/Cov						
	25,000.00	25,000.00	0.00	3,440.00	-21,560.00	86.24%
215 - Econ.Development	5,100.00	5,100.00	0.00	0.00	5,100.00	100.00%
230 - Finance	0.00	0.00	0.00	3,743.87	-3,743.87	0.00%
Fund: 263 - MicroECO/Cov Surplus (Deficit):	**19,900.00**	**19,900.00**	**0.00**	**-303.87**	**-20,203.87**	**101.53%**
Fund: 271 - Street Dev Imp						
	53,000.00	53,000.00	0.00	1,200.09	-51,799.91	97.74%
630 - Street Department	100,000.00	100,000.00	0.00	0.00	100,000.00	100.00%
Fund: 271 - Street Dev Imp Surplus (Deficit):	**-47,000.00**	**-47,000.00**	**0.00**	**1,200.09**	**48,200.09**	**102.55%**
Fund: 272 - Law Enf Dev Imp						
	30,000.00	30,000.00	0.00	1,009.42	-28,990.58	96.64%
620 - City Engineer	5,000.00	5,000.00	0.00	0.00	5,000.00	100.00%
710 - Police Department	175,000.00	175,000.00	0.00	3,043.75	171,956.25	98.26%
Fund: 272 - Law Enf Dev Imp Surplus (Deficit):	**-150,000.00**	**-150,000.00**	**0.00**	**-2,034.33**	**147,965.67**	**98.64%**
Fund: 273 - Fire Dev Imp						
	55,000.00	55,000.00	0.00	1,379.54	-53,620.46	97.49%
320 - Fire Department	195,000.00	195,000.00	0.00	0.00	195,000.00	100.00%
Fund: 273 - Fire Dev Imp Surplus (Deficit):	**-140,000.00**	**-140,000.00**	**0.00**	**1,379.54**	**141,379.54**	**100.99%**
Fund: 274 - Drainage Dev Im						
	10,000.00	10,000.00	0.00	0.00	-10,000.00	100.00%
630 - Street Department	125,000.00	125,000.00	0.00	0.00	125,000.00	100.00%
Fund: 274 - Drainage Dev Im Surplus (Deficit):	**-115,000.00**	**-115,000.00**	**0.00**	**0.00**	**115,000.00**	**100.00%**
Fund: 275 - Park/Rec Dev Im						
	28,000.00	28,000.00	0.00	251.10	-27,748.90	99.10%
640 - Recreation Department	100,000.00	100,000.00	0.00	0.00	100,000.00	100.00%
Fund: 275 - Park/Rec Dev Im Surplus (Deficit):	**-72,000.00**	**-72,000.00**	**0.00**	**251.10**	**72,251.10**	**100.35%**
Fund: 276 - City Hall Impac						
	46,500.00	46,500.00	0.00	143.96	-46,356.04	99.69%
210 - Administrative Services	5,000.00	5,000.00	0.00	0.00	5,000.00	100.00%
215 - Econ.Development	9,500.00	9,500.00	0.00	0.00	9,500.00	100.00%
610 - City Hall	108,000.00	108,000.00	0.00	0.00	108,000.00	100.00%
Fund: 276 - City Hall Impac Surplus (Deficit):	**-76,000.00**	**-76,000.00**	**0.00**	**143.96**	**76,143.96**	**100.19%**
Fund: 277 - Com. Ctr Impact						
	3,800.00	3,800.00	0.00	115.51	-3,684.49	96.96%
650 - Parks Department	55,500.00	55,500.00	0.00	0.00	55,500.00	100.00%
Fund: 277 - Com. Ctr Impact Surplus (Deficit):	**-51,700.00**	**-51,700.00**	**0.00**	**115.51**	**51,815.51**	**100.22%**

Dep...	Original Total Budget	Current Total Budget	Period Activity	Fiscal Activity	Variance Favorable (Unfavorable)	Percent Remaining
Fund: 281 - State Recycling						
	5,100.00	5,100.00	0.00	0.00	-5,100.00	100.00%
650 - Parks Department	4,500.00	4,500.00	0.00	0.00	4,500.00	100.00%
Fund: 281 - State Recycling Surplus (Deficit):	**600.00**	**600.00**	**0.00**	**0.00**	**-600.00**	**100.00%**
Fund: 285 - HistPres Comm.						
	300.00	300.00	0.00	100.00	-200.00	66.67%
Fund: 285 - HistPres Comm. Total:	**300.00**	**300.00**	**0.00**	**100.00**	**-200.00**	**66.67%**
Fund: 310 - STATE PARK						
	4,100.00	4,100.00	0.00	7,711.63	3,611.63	88.09%
310 - Building Inspector	64.14	64.14	0.00	0.00	64.14	100.00%
650 - Parks Department	35,980.00	35,980.00	0.00	9,655.19	26,324.81	73.17%
Fund: 310 - STATE PARK Surplus (Deficit):	**-31,944.14**	**-31,944.14**	**0.00**	**-1,943.56**	**30,000.58**	**93.92%**
Fund: 311 - BOAT LAUNCH						
	22,200.00	22,200.00	0.00	2,948.85	-19,251.15	86.72%
210 - Administrative Services	50.00	50.00	0.00	0.00	50.00	100.00%
230 - Finance	5,150.00	5,150.00	0.00	0.00	5,150.00	100.00%
620 - City Engineer	6,000.00	6,000.00	0.00	0.00	6,000.00	100.00%
650 - Parks Department	8,300.00	8,300.00	0.00	600.00	7,700.00	92.77%
Fund: 311 - BOAT LAUNCH Surplus (Deficit):	**2,700.00**	**2,700.00**	**0.00**	**2,348.85**	**-351.15**	**13.01%**
Fund: 410 - Water Fund						
	17,385,754.00	17,385,754.00	0.00	-50,622.29	-17,436,376.29	100.29%
110 - City Clerk	19,814.81	19,814.81	0.00	8,383.70	11,431.11	57.69%
120 - City Council	16,723.73	16,723.73	0.00	5,317.80	11,405.93	68.20%
130 - City Treasurer	2,393.08	2,393.08	0.00	783.68	1,609.40	67.25%
210 - Administrative Services	201,638.50	201,638.50	0.00	59,145.96	142,492.54	70.67%
215 - Econ.Development	2,844.00	2,844.00	0.00	0.00	2,844.00	100.00%
230 - Finance	363,189.55	363,189.55	0.00	108,303.09	254,886.46	70.18%
240 - City Attorney	25,000.00	25,000.00	0.00	4,087.56	20,912.44	83.65%
610 - City Hall	22,506.00	22,506.00	0.00	0.00	22,506.00	100.00%
620 - City Engineer	10,000.00	10,000.00	0.00	465.40	9,534.60	95.35%
670 - Water Department	17,819,793.68	17,819,793.68	0.00	645,761.19	17,174,032.49	96.38%
Fund: 410 - Water Fund Surplus (Deficit):	**-1,098,149.35**	**-1,098,149.35**	**0.00**	**-882,870.67**	**215,278.68**	**19.60%**
Fund: 422 - Corp Yard Relo						
	3,000.00	3,000.00	0.00	97.09	-2,902.91	96.76%
Fund: 422 - Corp Yard Relo Total:	**3,000.00**	**3,000.00**	**0.00**	**97.09**	**-2,902.91**	**96.76%**
Fund: 430 - Sewer Fund						
	30,855,903.64	30,855,903.64	0.00	-328,684.94	-31,184,588.58	101.07%
110 - City Clerk	30,484.63	30,484.63	0.00	11,764.20	18,720.43	61.41%
120 - City Council	26,524.20	26,524.20	0.00	8,181.40	18,342.80	69.15%
130 - City Treasurer	3,617.04	3,617.04	0.00	1,205.68	2,411.36	66.67%
210 - Administrative Services	212,093.35	212,093.35	0.00	59,145.94	152,947.41	72.11%
215 - Econ.Development	5,015.00	5,015.00	0.00	0.00	5,015.00	100.00%
220 - Planning	0.00	0.00	0.00	1,085.46	-1,085.46	0.00%
230 - Finance	322,520.55	322,520.55	0.00	107,625.58	214,894.97	66.63%
240 - City Attorney	35,000.00	35,000.00	0.00	4,087.56	30,912.44	88.32%
610 - City Hall	22,515.00	22,515.00	0.00	0.00	22,515.00	100.00%
620 - City Engineer	3,000.00	3,000.00	0.00	1,176.85	1,823.15	60.77%
690 - Sewer Department	22,092,350.87	22,092,350.87	0.00	503,861.49	21,588,489.38	97.72%
Fund: 430 - Sewer Fund Surplus (Deficit):	**8,102,783.00**	**8,102,783.00**	**0.00**	**-1,026,819.10**	**-9,129,602.10**	**112.67%**
Fund: 507 - ARCO						
620 - City Engineer	2,500,000.00	2,500,000.00	0.00	601,490.82	1,898,509.18	75.94%
Fund: 507 - ARCO Total:	**2,500,000.00**	**2,500,000.00**	**0.00**	**601,490.82**	**1,898,509.18**	**75.94%**
Fund: 536 - BLUE HERON						
	0.00	0.00	0.00	101.00	101.00	0.00%
Fund: 536 - BLUE HERON Total:	**0.00**	**0.00**	**0.00**	**101.00**	**101.00**	**0.00%**

Dep...	Original Total Budget	Current Total Budget	Period Activity	Fiscal Activity	Variance Favorable (Unfavorable)	Percent Remaining
Fund: 610 - C. Meadows West						
	8,584.00	8,584.00	0.00	0.00	-8,584.00	100.00%
620 - City Engineer	1,575.00	1,575.00	0.00	908.64	666.36	42.31%
630 - Street Department	5,000.00	5,000.00	0.00	113.91	4,886.09	97.72%
650 - Parks Department	2,000.00	2,000.00	0.00	0.00	2,000.00	100.00%
Fund: 610 - C. Meadows West Surplus (Deficit):	**9.00**	**9.00**	**0.00**	**-1,022.55**	**-1,031.55**	**11,461.67%**
Fund: 620 - Hoblit Lighting						
	6,270.00	6,270.00	0.00	0.00	-6,270.00	100.00%
620 - City Engineer	800.00	800.00	0.00	908.64	-108.64	-13.58%
630 - Street Department	3,200.00	3,200.00	0.00	56.97	3,143.03	98.22%
650 - Parks Department	2,000.00	2,000.00	0.00	0.00	2,000.00	100.00%
Fund: 620 - Hoblit Lighting Surplus (Deficit):	**270.00**	**270.00**	**0.00**	**-965.61**	**-1,235.61**	**457.63%**
Fund: 640 - Colusa CFD2						
	38,900.00	38,900.00	0.00	0.00	-38,900.00	100.00%
230 - Finance	5,000.00	5,000.00	0.00	0.00	5,000.00	100.00%
620 - City Engineer	1,280.00	1,280.00	0.00	2,498.76	-1,218.76	-95.22%
630 - Street Department	37,000.00	37,000.00	0.00	560.39	36,439.61	98.49%
650 - Parks Department	10,000.00	10,000.00	0.00	0.00	10,000.00	100.00%
Fund: 640 - Colusa CFD2 Surplus (Deficit):	**-14,380.00**	**-14,380.00**	**0.00**	**-3,059.15**	**11,320.85**	**78.73%**
Fund: 660 - WALNUT RANCH						
	28,500.00	28,500.00	0.00	0.00	-28,500.00	100.00%
620 - City Engineer	2,100.00	2,100.00	0.00	1,135.80	964.20	45.91%
630 - Street Department	20,000.00	20,000.00	0.00	0.00	20,000.00	100.00%
Fund: 660 - WALNUT RANCH Surplus (Deficit):	**6,400.00**	**6,400.00**	**0.00**	**-1,135.80**	**-7,535.80**	**117.75%**
Report Surplus (Deficit):	**3,155,451.21**	**3,155,451.21**	**0.00**	**-4,089,460.78**	**-7,244,911.99**	**229.60%**